

Southampton to London Pipeline Project

Volume 2

Special Category Land Plans (3 of 3)

Application Document: 2.3

Planning Inspectorate Reference Number: EN070005

APFP Regulation No. 5(2)(i)

Revision No. 2.0

September 2019



(This page is intentionally left blank)



Contents

Special Category Land Plan - Key Plan Sheet 1 of 2
Special Category Land Plan - Key Plan Sheet 2 of 2
Special Category Land Plan Sheet 10
Special Category Land Plan Sheet 11
Special Category Land Plan Sheet 17
Special Category Land Plan Sheet 28
Special Category Land Plan Sheet 29
Special Category Land Plan Sheet 30
Special Category Land Plan Sheet 31
Special Category Land Plan Sheet 32
Special Category Land Plan Sheet 33
Special Category Land Plan Sheet 34
Special Category Land Plan Sheet 35
Special Category Land Plan Sheet 36
Special Category Land Plan Sheet 37
Special Category Land Plan Sheet 38
Special Category Land Plan Sheet 39
Special Category Land Plan Sheet 40
Special Category Land Plan Sheet 41
Special Category Land Plan Sheet 43
Special Category Land Plan Sheet 44
Special Category Land Plan Sheet 45
Special Category Land Plan Sheet 46
Special Category Land Plan Sheet 47
Special Category Land Plan Sheet 48



Special Category Land Plan Sheet 49

Special Category Land Plan Sheet 51

Special Category Land Plan Sheet 52

Special Category Land Plan Sheet 53

Special Category Land Plan Sheet 101

Special Category Land Plan Sheet 102

Special Category Land Plan Sheet 103

Special Category Land Plan Sheet 104

Special Category Land Plan Sheet 105

Special Category Land Plan Sheet 106

Special Category Land Plan Sheet 107

Special Category Land Plan Sheet 108

Special Category Land Plan Sheet 109

Special Category Land Plan Sheet 110

Special Category Land Plan Sheet 112

Special Category Land Plan Sheet 113

Special Category Land Plan Sheet 115

Special Category Land Plan Sheet 116

Special Category Land Plan Sheet 117

Special Category Land Plan Sheet 120

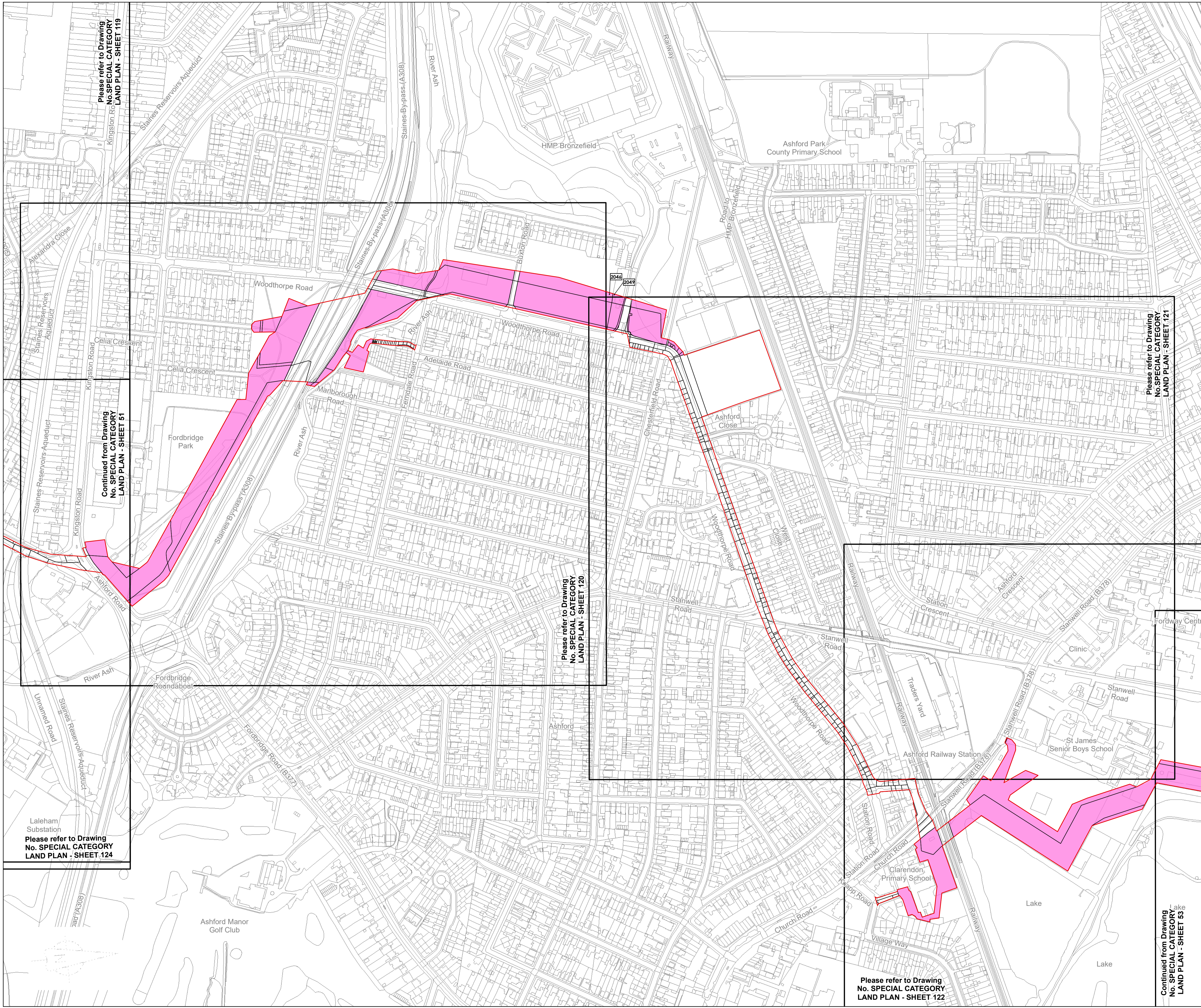
Special Category Land Plan Sheet 121

Special Category Land Plan Sheet 122

Special Category Land Plan Sheet 123

Special Category Land Plan Sheet 124

(This page is intentionally left blank)



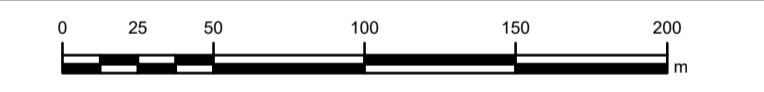
LOCATION PLAN
SCALE 1:500,000

- Legend**
- Order Limits
 - Special Category Land
 - 1494 Book of Reference plot label

© Crown copyright and database rights 2019
Ordnance Survey License Number AL10006237



THIS DRAWING IS PROTECTED BY COPYRIGHT. IT MAY NOT BE REPRODUCED IN ANY FORM OR BY ANY MEANS FOR ANY PURPOSE WITHOUT WRITTEN PERMISSION OF FISHER GERMAN LLP CHARTERED SURVEYORS



C02	23-08-19	SHEETS 10 AND 11 REVISED TO WITHDRAW A2b SUB-OPTION	RW	MT	IL	AW
C01	10-05-19	ISSUED	RW	MT	IL	AW
Rev	Rev. Date	Purpose of revision	Drawn	Check	Rev'd	Apprv'd



The Estates Office, Norman Court
Ashby de la Zouch, Leicestershire, LE65 2UZ
0845 437 0383
slpproject@fishergerman.co.uk

Client
Esso Petroleum Company, Limited
Errmy House,
Errmy Way,
Leatherhead,
Surrey,
KT22 8UX

Project
Esso | Southampton to London Pipeline Project

Drawing title
SPECIAL CATEGORY LAND PLAN SHEET 52 REGULATION 5(2)(I)

Application Number: EN070005

Drawing status - FINAL FOR ISSUE

Scale 1:2,500 @A1

FG No. SLP-2019-03-MT-BOR

Client No. 105124-001

Drawing Number
SPECIAL CATEGORY LAND PLAN - SHEET 52

C02

Please refer to Drawing No. SPECIAL CATEGORY LAND PLAN - SHEET 119

Continued from Drawing No. SPECIAL CATEGORY LAND PLAN - SHEET 51

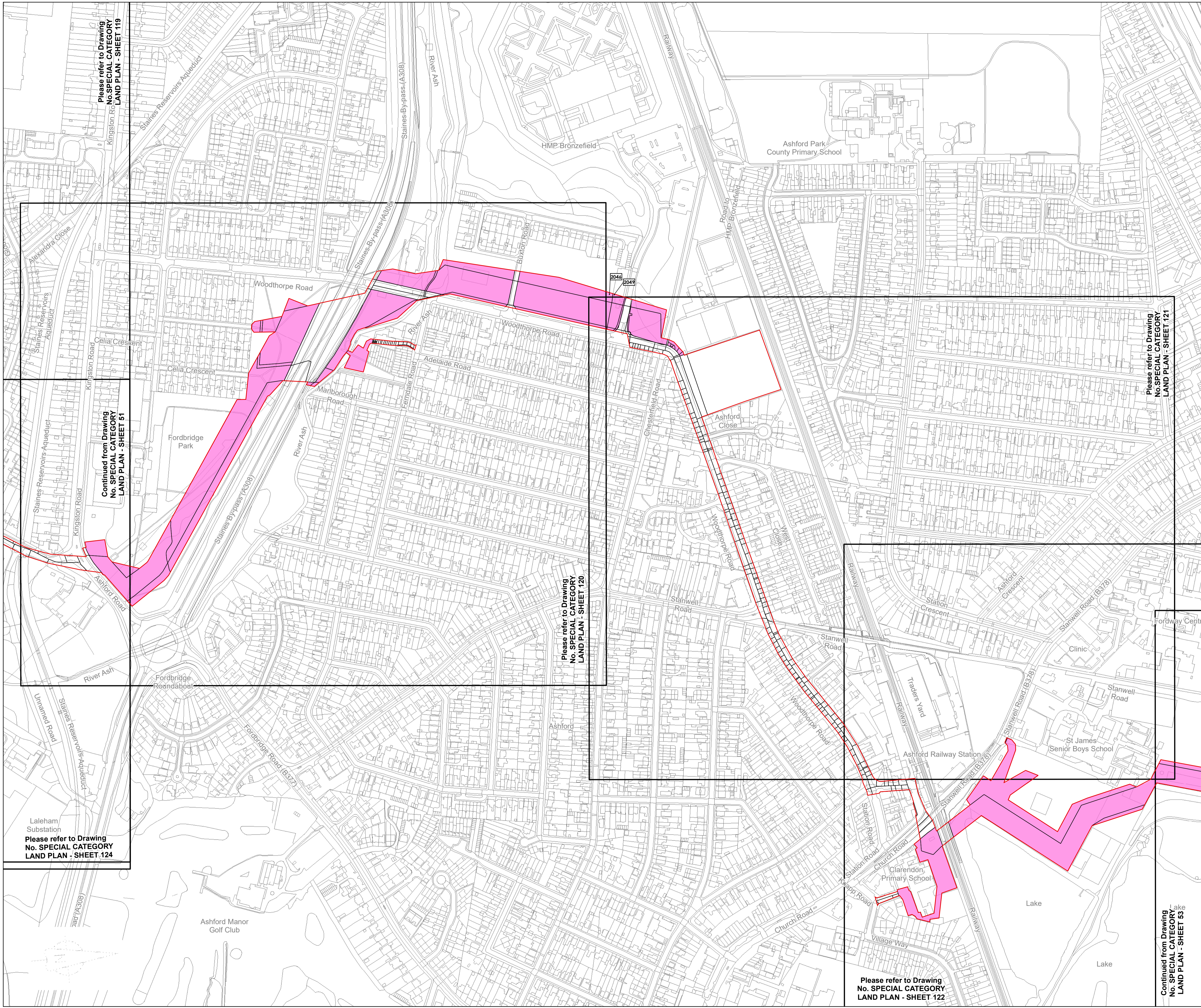
Please refer to Drawing No. SPECIAL CATEGORY LAND PLAN - SHEET 124

Please refer to Drawing No. SPECIAL CATEGORY LAND PLAN - SHEET 120

Please refer to Drawing No. SPECIAL CATEGORY LAND PLAN - SHEET 121

Please refer to Drawing No. SPECIAL CATEGORY LAND PLAN - SHEET 122

Continued from Drawing No. SPECIAL CATEGORY LAND PLAN - SHEET 53



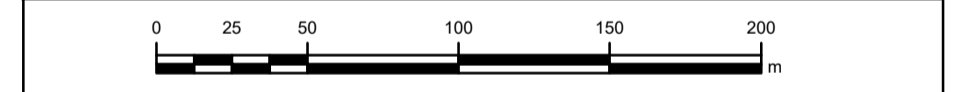
LOCATION PLAN
SCALE 1:500,000

- Legend**
- Order Limits
 - Special Category Land
 - 1494 Book of Reference plot label

© Crown copyright and database rights 2019
Ordnance Survey License Number AL10006237



THIS DRAWING IS PROTECTED BY COPYRIGHT. IT MAY NOT BE REPRODUCED IN ANY FORM OR BY ANY MEANS FOR ANY PURPOSE WITHOUT WRITTEN PERMISSION OF FISHER GERMAN LLP CHARTERED SURVEYORS



C02	23-08-19	SHEETS 10 AND 11 REVISED TO WITHDRAW A2b SUB-OPTION	RW	MT	IL	AW
C01	10-05-19	ISSUED	RW	MT	IL	AW
Rev	Rev. Date	Purpose of revision	Drawn	Check	Rev'd	Apprv'd



The Estates Office, Norman Court
Ashby de la Zouch, Leicestershire, LE65 2UZ
0845 437 0383
slpproject@fisherman.co.uk

Client
Esso Petroleum Company, Limited
Errmy House,
Errmy Way,
Leatherhead,
Surrey,
KT22 8UX

Project
 Southampton to London Pipeline Project

Drawing title SPECIAL CATEGORY LAND PLAN SHEET 52 REGULATION 5(2)(I)		C02
Application Number: EN070005		
Drawing status - FINAL FOR ISSUE		
Scale 1:2,500 @A1		
FG No. SLP-2019-03-MT-BOR		
Client No. 105124-001		
Drawing Number SPECIAL CATEGORY LAND PLAN - SHEET 52		

Please refer to Drawing
No. SPECIAL CATEGORY
LAND PLAN - SHEET 119

Continued from Drawing
No. SPECIAL CATEGORY
LAND PLAN - SHEET 51

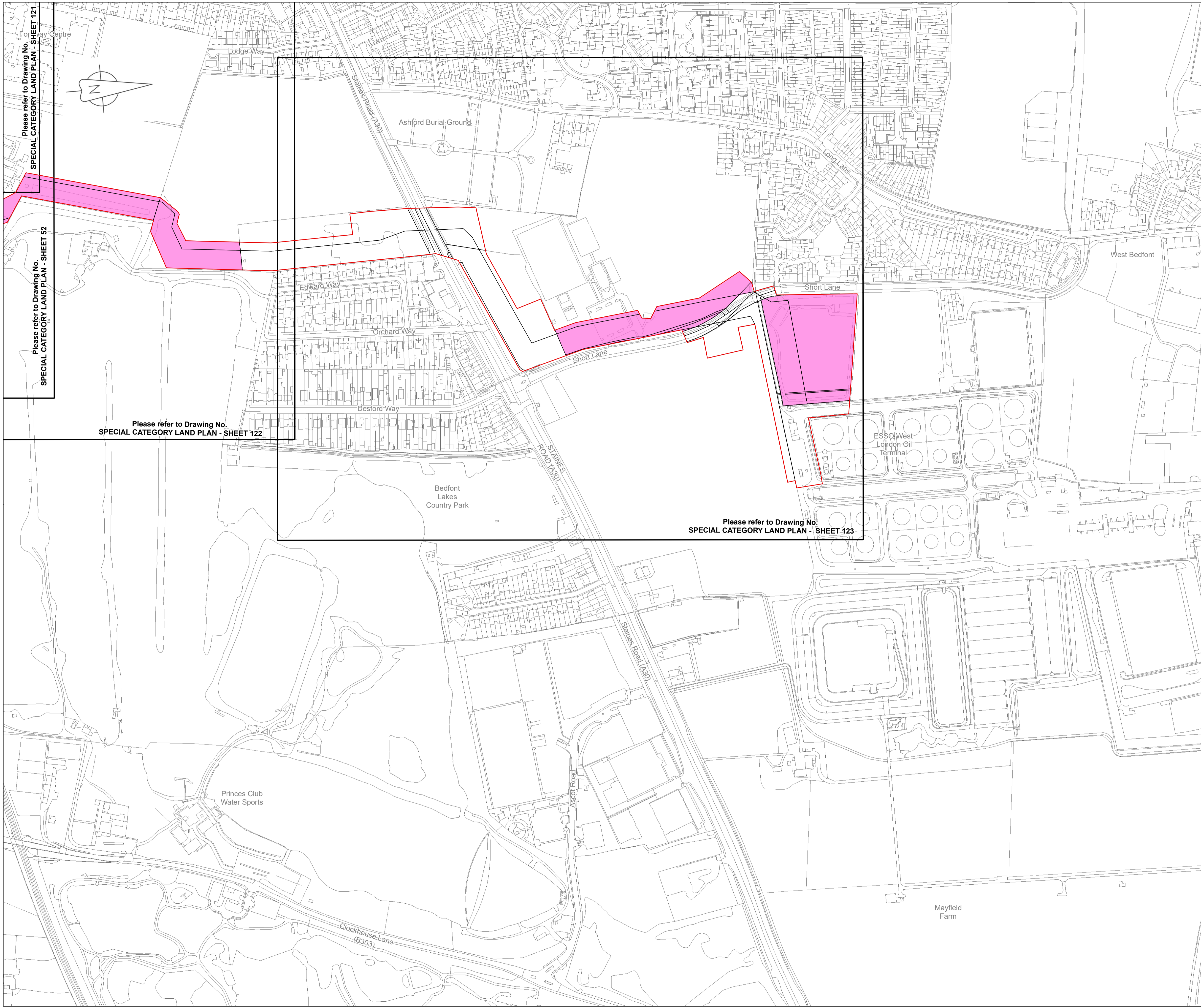
Please refer to Drawing
No. SPECIAL CATEGORY
LAND PLAN - SHEET 124

Please refer to Drawing
No. SPECIAL CATEGORY
LAND PLAN - SHEET 120

Please refer to Drawing
No. SPECIAL CATEGORY
LAND PLAN - SHEET 121

Please refer to Drawing
No. SPECIAL CATEGORY
LAND PLAN - SHEET 122

Continued from Drawing
No. SPECIAL CATEGORY
LAND PLAN - SHEET 53



Please refer to Drawing No. SPECIAL CATEGORY LAND PLAN - SHEET 121

Please refer to Drawing No. SPECIAL CATEGORY LAND PLAN - SHEET 52

Please refer to Drawing No. SPECIAL CATEGORY LAND PLAN - SHEET 122

Please refer to Drawing No. SPECIAL CATEGORY LAND PLAN - SHEET 123



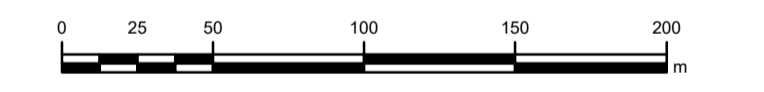
LOCATION PLAN
SCALE 1:500,000

- Legend**
- Order Limits
 - Special Category Land
 - 1494 Book of Reference plot label

© Crown copyright and database rights 2019
Ordnance Survey License Number AL100005237



THIS DRAWING IS PROTECTED BY COPYRIGHT. IT MAY NOT BE REPRODUCED IN ANY FORM OR BY ANY MEANS FOR ANY PURPOSE WITHOUT WRITTEN PERMISSION OF FISHER GERMAN LLP CHARTERED SURVEYORS



C02	23-08-19	SHEETS 10 AND 11 REVISED TO WITHDRAW A2b SUB-OPTION	RW	MT	IL	AW
C01	10-05-19	ISSUED	RW	MT	IL	AW
Rev	Rev. Date	Purpose of revision	Drawn	Check	Rev'd	Appr'd



The Estates Office, Norman Court
Ashby de la Zouch, Leicestershire, LE65 2UZ
0845 437 0383
slproject@fishergerman.co.uk

Client
Esso Petroleum Company, Limited
Ermyn House,
Ermyn Way,
Leatherhead,
Surrey,
KT22 8UX



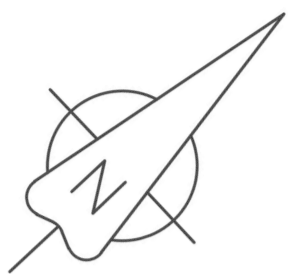
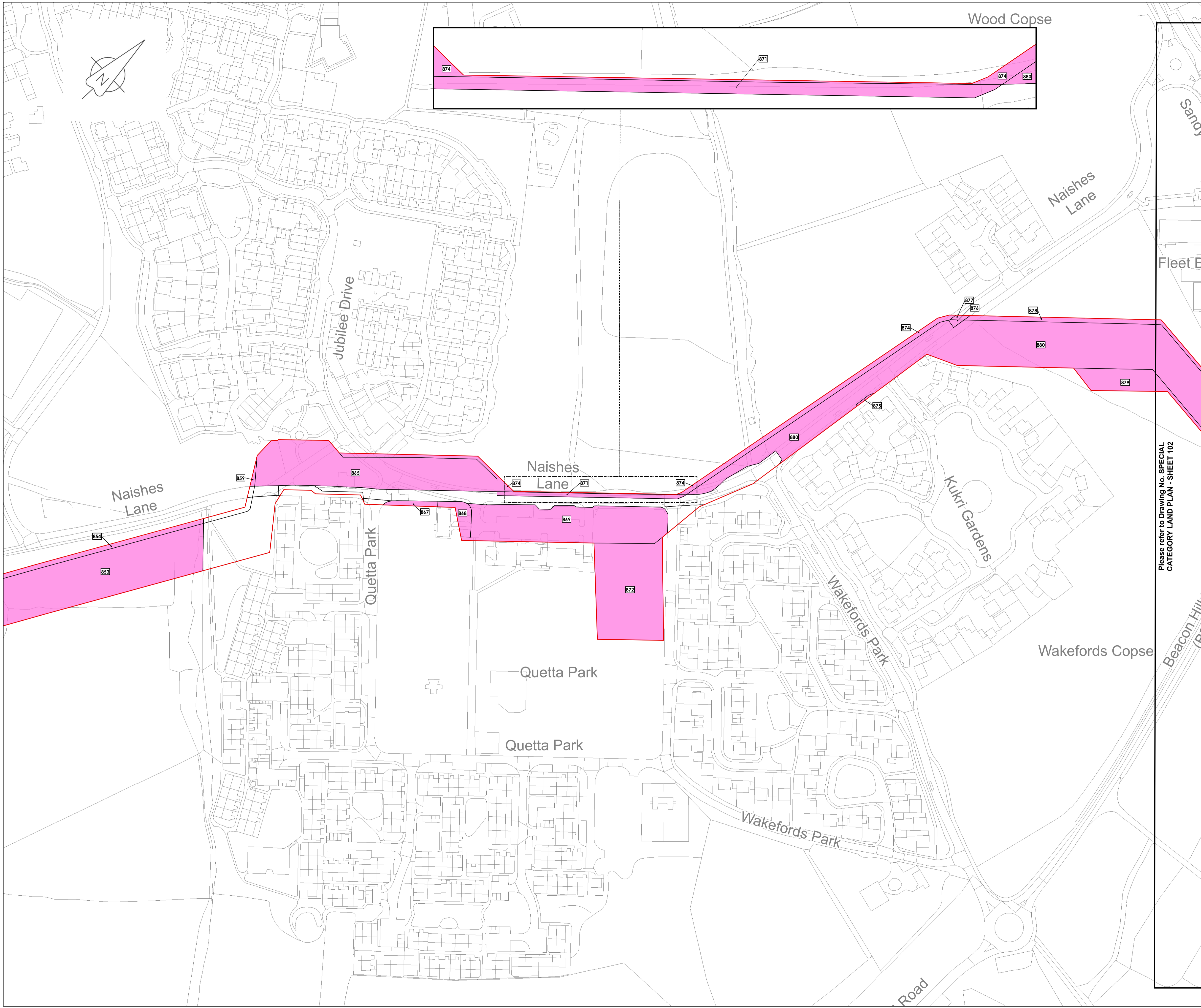
Drawing title
**SPECIAL CATEGORY LAND PLAN
SHEET 53
REGULATION 5(2)(i)**

Application Number: EN070005

Drawing status - FINAL FOR ISSUE
Scale 1:2,500 @A1
FG No. SLP-2019-03-MT-BOR
Client No. 105124-001

Drawing Number
SPECIAL CATEGORY LAND PLAN - SHEET 53

C02



LOCATION PLAN
SCALE 1:500,000

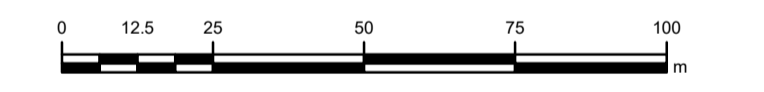
- Legend**
- Order Limits
 - Special Category Land
 - 1494 Book of Reference plot label

Please refer to Drawing No. SPECIAL CATEGORY LAND PLAN - SHEET 102

© Crown copyright and database rights 2019
Ordnance Survey License Number AL100005237



THIS DRAWING IS PROTECTED BY COPYRIGHT. IT MAY NOT BE REPRODUCED IN ANY FORM OR BY ANY MEANS FOR ANY PURPOSE WITHOUT WRITTEN PERMISSION OF FISHER GERMAN LLP CHARTERED SURVEYORS



C02	23-08-19	SHEETS 10 AND 11 REVISED TO WITHDRAW A2b SUB-OPTION	RW	MT	IL	AW
C01	10-05-19	ISSUED	RW	MT	IL	AW
Rev	Rev. Date	Purpose of revision	Drawn	Check	Rev'd	Appr'd



The Estates Office, Norman Court
Ashby de la Zouch, Leicestershire, LE65 2UZ
0845 437 0383
slpproject@fisherman.co.uk

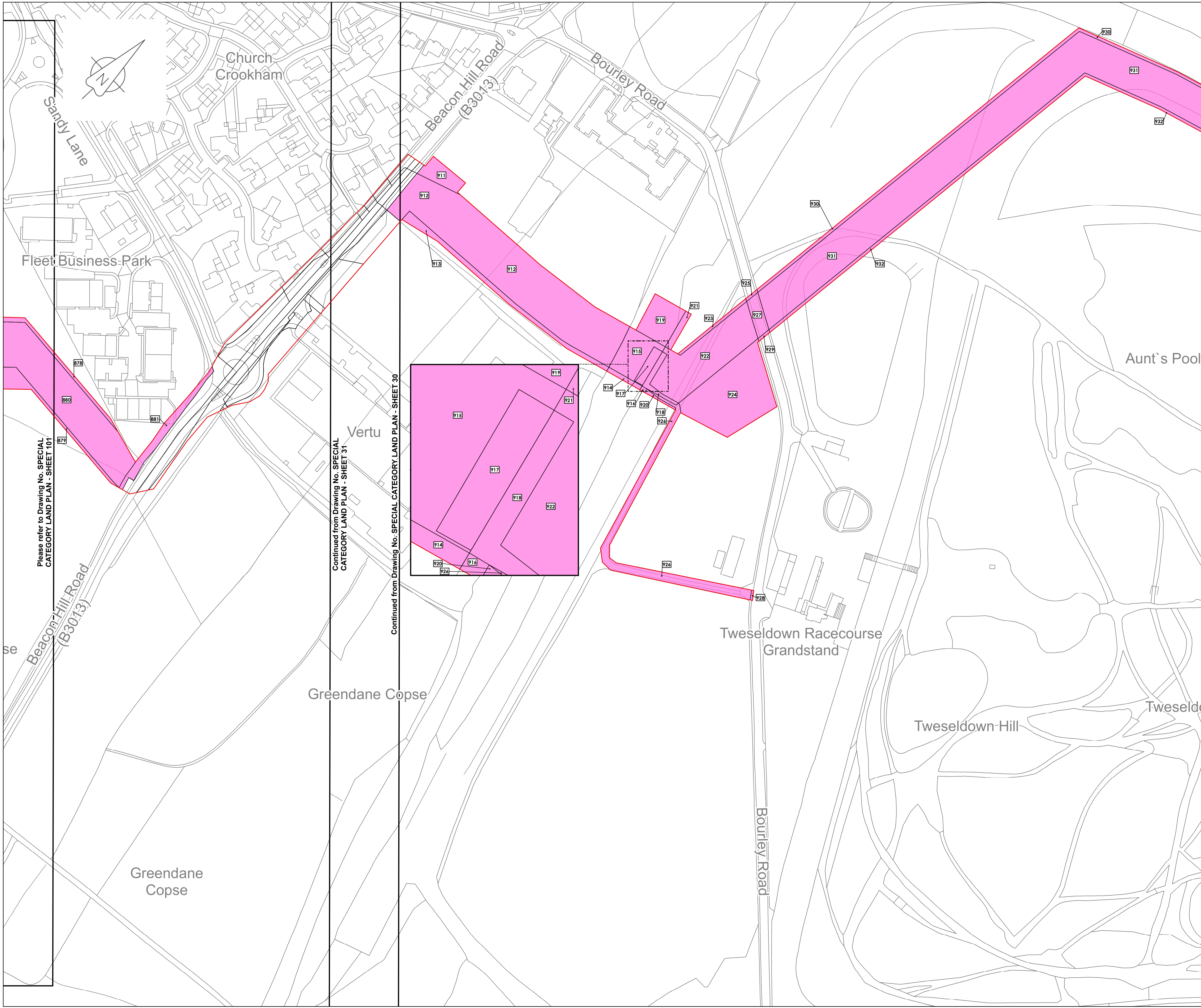
Client
Esso Petroleum Company, Limited
Ermyn House,
Ermyn Way,
Leatherhead,
Surrey,
KT22 8UX



Drawing title
**SPECIAL CATEGORY LAND PLAN
SHEET 101
REGULATION 5(2)(i)**

Application Number: EN070005
Drawing status - FINAL FOR ISSUE
Scale 1:1,250 @A1
FG No. SLP-2019-03-MT-BOR
Client No. 105124-001
Drawing Number
SPECIAL CATEGORY LAND PLAN - SHEET 101

C02



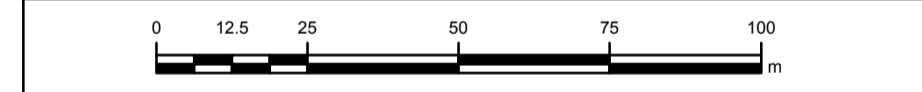
LOCATION PLAN
SCALE 1:500,000

- Legend**
- Order Limits
 - Special Category Land
 - 1494 Book of Reference plot label

© Crown copyright and database rights 2019
Ordnance Survey License Number AL10006237



THIS DRAWING IS PROTECTED BY COPYRIGHT. IT MAY NOT BE REPRODUCED IN ANY FORM OR BY ANY MEANS FOR ANY PURPOSE WITHOUT WRITTEN PERMISSION OF FISHER GERMAN LLP CHARTERED SURVEYORS



C02	23-08-19	SHEETS 10 AND 11 REVISED TO WITHDRAW A20 SUB-OPTION	RW	MT	IL	AW
C01	10-05-19	ISSUED	RW	MT	IL	AW
Rev	Rev. Date	Purpose of revision	Drawn	Check	Rev'd	Apprv'd

The Estates Office, Norman Court
Ashby de la Zouch, Leicestershire, LE65 2UZ
0845 437 0383
slproject@fisherman.co.uk

Client
Esso Petroleum Company, Limited
Ermyn House,
Ermyn Way,
Leatherhead,
Surrey.
KT22 8UX

Southampton to London Pipeline Project

Drawing title
SPECIAL CATEGORY LAND PLAN SHEET 102 REGULATION 5(2)(i)

Application Number: EN070005

Drawing status - FINAL FOR ISSUE

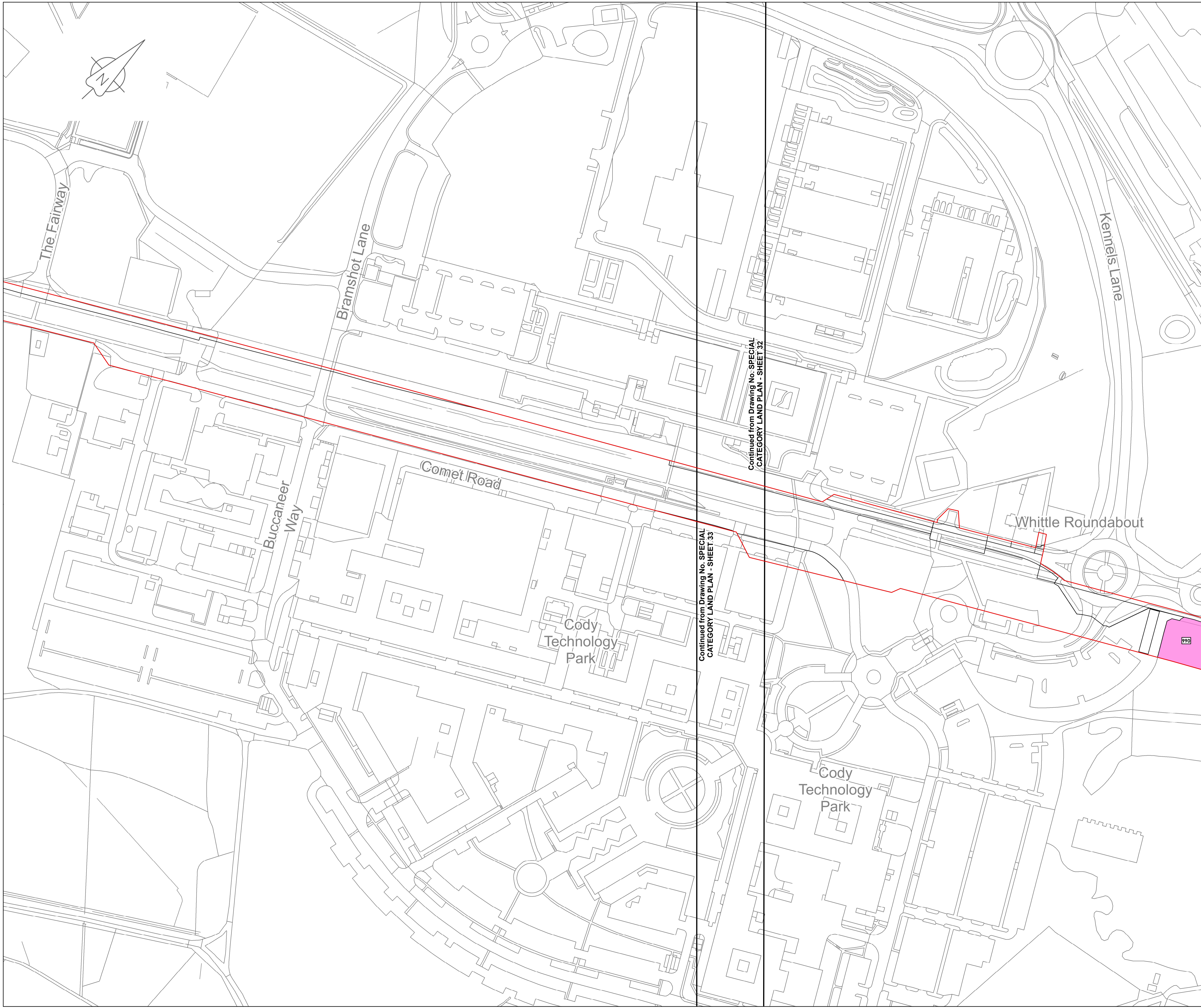
Scale 1:1,250 @A1

FG No. SLP-2019-03-MT-BOR

Client No. 105124-001

Drawing Number
SPECIAL CATEGORY LAND PLAN - SHEET 102

C02



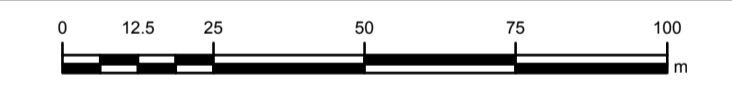
LOCATION PLAN
SCALE 1:500,000

- Legend**
- Order Limits
 - Special Category Land
 - 1494 Book of Reference plot label

© Crown copyright and database rights 2019
Ordnance Survey License Number AL10006237



THIS DRAWING IS PROTECTED BY COPYRIGHT. IT MAY NOT BE REPRODUCED IN ANY FORM OR BY ANY MEANS FOR ANY PURPOSE WITHOUT WRITTEN PERMISSION OF FISHER GERMAN LLP CHARTERED SURVEYORS



C02	23-08-19	SHEETS 10 AND 11 REVISED TO WITHDRAW A2b SUB-OPTION	RW	MT	IL	AW
C01	10-05-19	ISSUED	RW	MT	IL	AW
Rev	Rev. Date	Purpose of revision	Drawn	Check	Rev'd	Apprv'd



The Estates Office, Norman Court
Ashby de la Zouch, Leicestershire, LE65 2UZ
0845 431 0383
slproject@fishergerman.co.uk

Client
Esso Petroleum Company, Limited
Errymn House,
Errymn Way,
Leatherhead,
Surrey,
KT22 8UX



Drawing title
SPECIAL CATEGORY LAND PLAN
SHEET 103
REGULATION 5(2)(i)

APPLICATION NUMBER: EN070005

Drawing status - FINAL FOR ISSUE

Scale 1:1,250 @A1

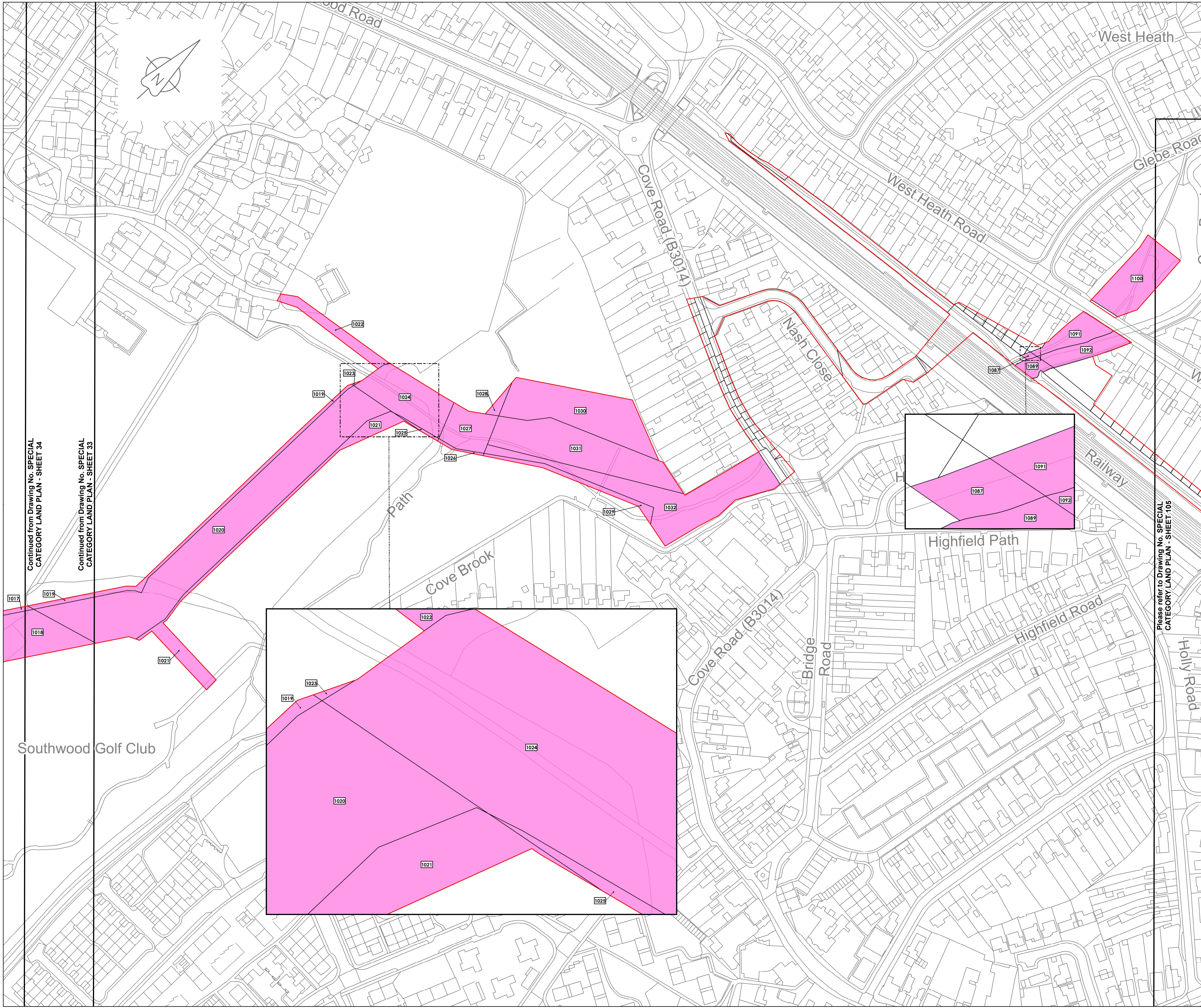
FG No. SLP-2019-03-MT-BOR

Client No. 105124-001

Drawing Number

SPECIAL CATEGORY LAND PLAN - SHEET 103

C02



LOCATION PLAN
SCALE 1:500,000


- Legend**
- Order Limits
 - Special Category Land
 - Book of Reference plot label

Continued from Drawing No. SPECIAL CATEGORY LAND PLAN - SHEET 34


Continued from Drawing No. SPECIAL CATEGORY LAND PLAN - SHEET 33

Please refer to Drawing No. SPECIAL CATEGORY LAND PLAN - SHEET 105

© Crown copyright and database rights 2019
Ordnance Survey License Number AL10006237



THIS DRAWING IS PROTECTED BY COPYRIGHT. IT MAY NOT BE REPRODUCED IN ANY FORM OR BY ANY MEANS FOR ANY PURPOSE WITHOUT WRITTEN PERMISSION OF FISHER GERMAN LLP CHARTERED SURVEYORS



C02	23-08-19	SHEETS 10 AND 11 REVISED TO WITHDRAW A20 SUB-OPTION	RW	MT	IL	AW
C01	10-05-19	ISSUED	RW	MT	IL	AW
Rev	Rev. Date	Purpose of revision	Drawn	Check	Rev'd	Apprv'd



The Estates Office, Norman Court
Ashby de la Zouch, Leicestershire, LE65 2UZ
0845 437 0383
slproject@fishergerman.co.uk

Client
Esso Petroleum Company, Limited
Errmy House,
Errmy Way,
Leatherhead,
Surrey,
KT22 8UX

Project



Southampton to London Pipeline Project

Drawing title
SPECIAL CATEGORY LAND PLAN SHEET 104 REGULATION 5(2)(i)

Application Number: EN070005

Drawing status - FINAL FOR ISSUE

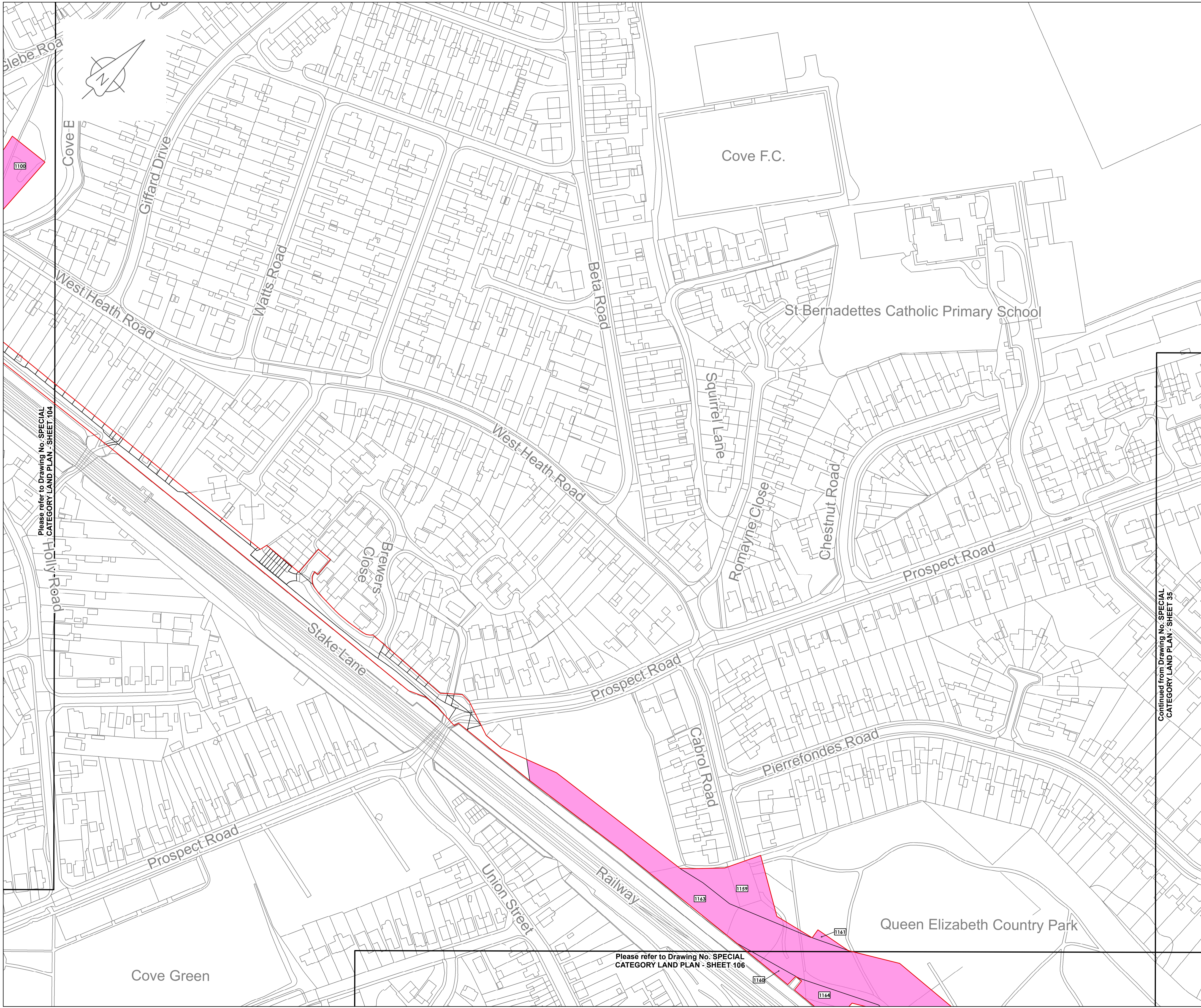
Scale 1:1,250 @A1

FG No. SLP-2019-03-MT-BOR

Client No. 105124-001

Drawing Number
SPECIAL CATEGORY LAND PLAN - SHEET 104

C02




LOCATION PLAN
SCALE 1:500,000

- Legend**
- Order Limits
 - Special Category Land
 - 1100 Book of Reference plot label

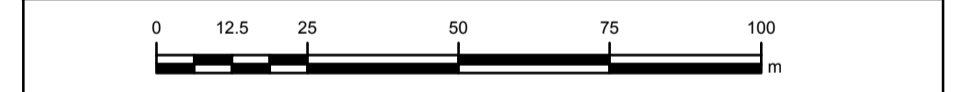
Please refer to Drawing No. SPECIAL CATEGORY LAND PLAN - SHEET 104

Continued from Drawing No. SPECIAL CATEGORY LAND PLAN - SHEET 35

© Crown copyright and database rights 2019
Ordnance Survey License Number AL100006237



THIS DRAWING IS PROTECTED BY COPYRIGHT. IT MAY NOT BE REPRODUCED IN ANY FORM OR BY ANY MEANS FOR ANY PURPOSE WITHOUT WRITTEN PERMISSION OF FISHER GERMAN LLP CHARTERED SURVEYORS



C02	23-08-19	SHEETS 10 AND 11 REVISED TO WITHDRAW A2b SUB-OPTION	RW	MT	IL	AW
C01	10-05-19	ISSUED	RW	MT	IL	AW
Rev	Rev. Date	Purpose of revision	Drawn	Check	Rev'd	Apprv'd



The Estates Office, Norman Court
Ashby de la Zouch, Leicestershire, LE65 2UZ
0845 437 0383
slproject@fishergerman.co.uk

Client
Esso Petroleum Company, Limited
Erryn House,
Erryn Way,
Leatherhead,
Surrey,
KT22 8UX



Southampton to London Pipeline Project

Drawing title
SPECIAL CATEGORY LAND PLAN SHEET 105 REGULATION 5(2)(i)

Application Number: EN070005

Drawing status - FINAL FOR ISSUE

Scale 1:1,250 @A1

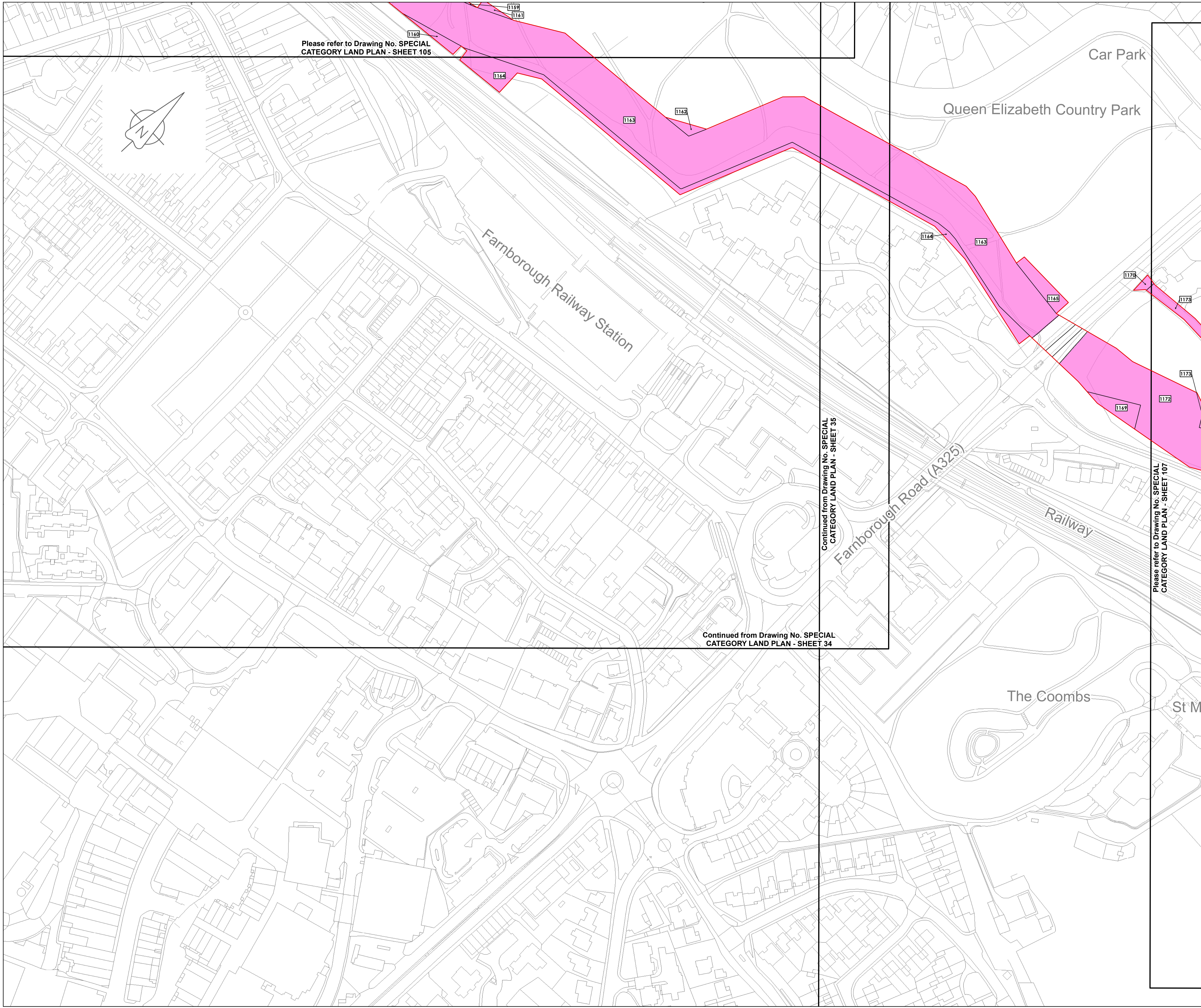
FG No. SLP-2019-03-MT-BOR

Client No. 105124-001

Drawing Number
SPECIAL CATEGORY LAND PLAN - SHEET 105

Please refer to Drawing No. SPECIAL CATEGORY LAND PLAN - SHEET 106

C02



Please refer to Drawing No. SPECIAL CATEGORY LAND PLAN - SHEET 105



Continued from Drawing No. SPECIAL CATEGORY LAND PLAN - SHEET 35

Continued from Drawing No. SPECIAL CATEGORY LAND PLAN - SHEET 34

Please refer to Drawing No. SPECIAL CATEGORY LAND PLAN - SHEET 107



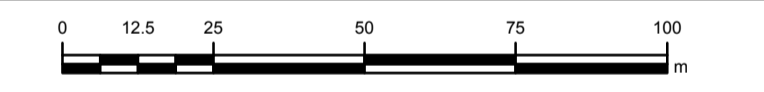
LOCATION PLAN
SCALE 1:500,000

- Legend**
- Order Limits
 - Special Category Land
 - Book of Reference plot label

© Crown copyright and database rights 2019
Ordnance Survey License Number AL10006237



THIS DRAWING IS PROTECTED BY COPYRIGHT. IT MAY NOT BE REPRODUCED IN ANY FORM OR BY ANY MEANS FOR ANY PURPOSE WITHOUT WRITTEN PERMISSION OF FISHER GERMAN LLP CHARTERED SURVEYORS



C02	23-08-19	SHEETS 10 AND 11 REVISED TO WITHDRAW A20 SUB-OPTION	RW	MT	IL	AW
C01	10-05-19	ISSUED	RW	MT	IL	AW
Rev	Rev. Date	Purpose of revision	Drawn	Check	Rev'd	Apprv'd



The Estates Office, Norman Court
Ashby de la Zouch, Leicestershire, LE65 2UZ
0845 437 0383
slproject@fishergerman.co.uk

Client
Esso Petroleum Company, Limited
Ermyn House,
Ermyn Way,
Leatherhead,
Surrey,
KT22 8UX



Drawing title
SPECIAL CATEGORY LAND PLAN SHEET 106 REGULATION 5(2)(i)

APPLICATION NUMBER: EN070005

Drawing status - FINAL FOR ISSUE

Scale 1:1,250 @A1

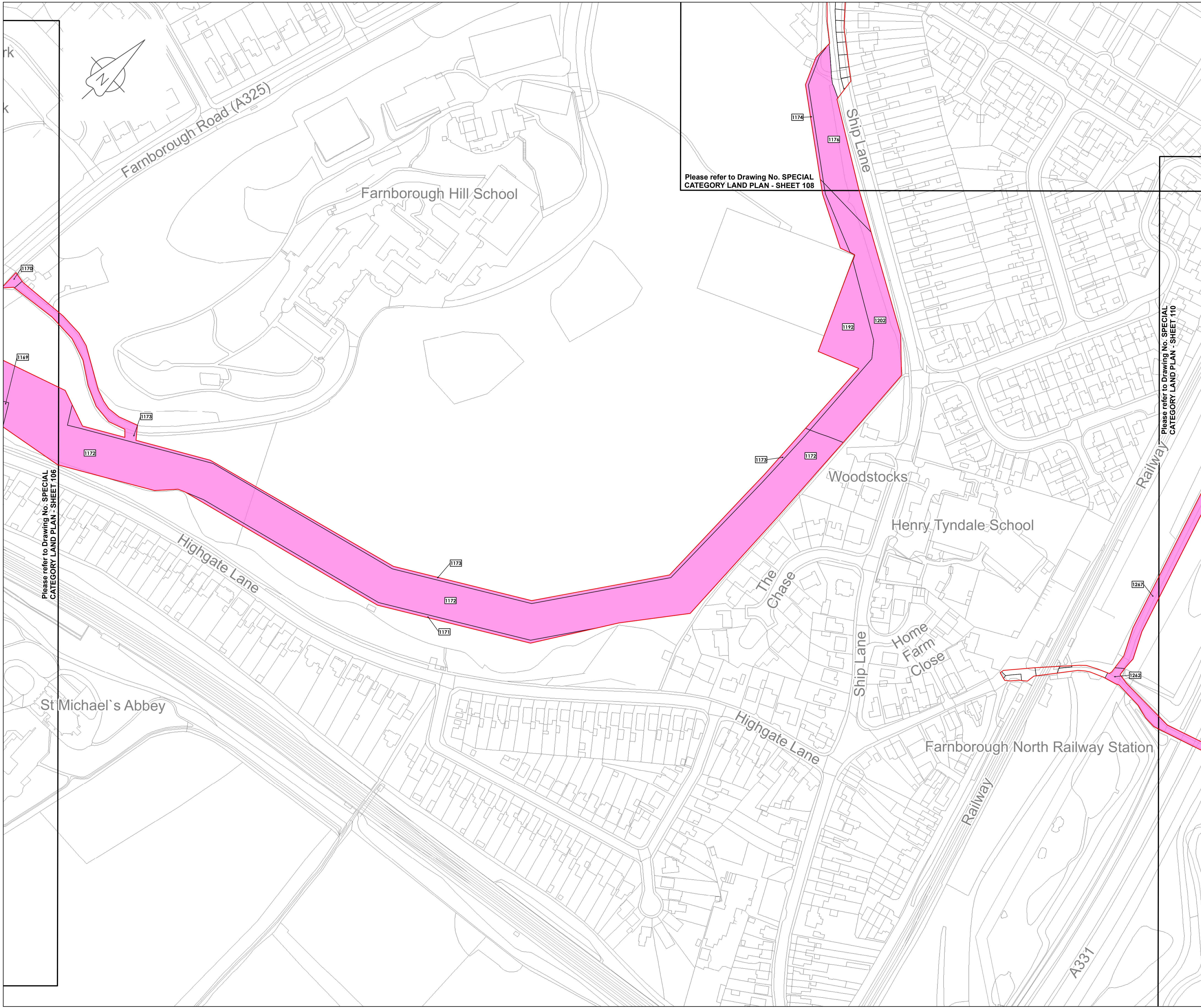
FG No. SLP-2019-03-MT-BOR

Client No. 105124-001

Drawing Number

SPECIAL CATEGORY LAND PLAN - SHEET 106

C02



Please refer to Drawing No. SPECIAL CATEGORY LAND PLAN - SHEET 108

Please refer to Drawing No. SPECIAL CATEGORY LAND PLAN - SHEET 110

Please refer to Drawing No. SPECIAL CATEGORY LAND PLAN - SHEET 106



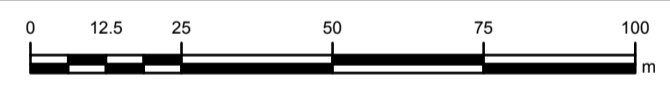
LOCATION PLAN
SCALE 1:500,000

- Legend**
- Order Limits
 - Special Category Land
 - 1494 Book of Reference plot label

© Crown copyright and database rights 2019
Ordnance Survey License Number AL10006237



THIS DRAWING IS PROTECTED BY COPYRIGHT. IT MAY NOT BE REPRODUCED IN ANY FORM OR BY ANY MEANS FOR ANY PURPOSE WITHOUT WRITTEN PERMISSION OF FISHER GERMAN LLP CHARTERED SURVEYORS



C02	23-08-19	SHEETS 10 AND 11 REVISED TO WITHDRAW A20 SUB-OPTION	RW	MT	IL	AW
C01	10-05-19	ISSUED	RW	MT	IL	AW
Rev	Rev. Date	Purpose of revision	Drawn	Check	Rev'd	Apprv'd



The Estates Office, Norman Court
Ashby de la Zouch, Leicestershire, LE65 2UZ
0845 437 0383
slproject@fishergerman.co.uk

Client
Esso Petroleum Company, Limited
Erryn House,
Erryn Way,
Leatherhead,
Surrey,
KT22 8UX



Drawing title
**SPECIAL CATEGORY LAND PLAN
SHEET 107
REGULATION 5(2)(i)**

APPLICATION NUMBER: EN070005

Drawing status - FINAL FOR ISSUE

Scale 1:1,250 @A1

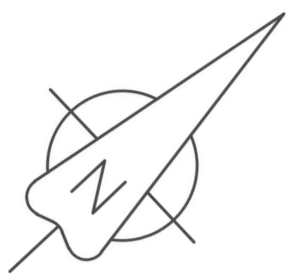
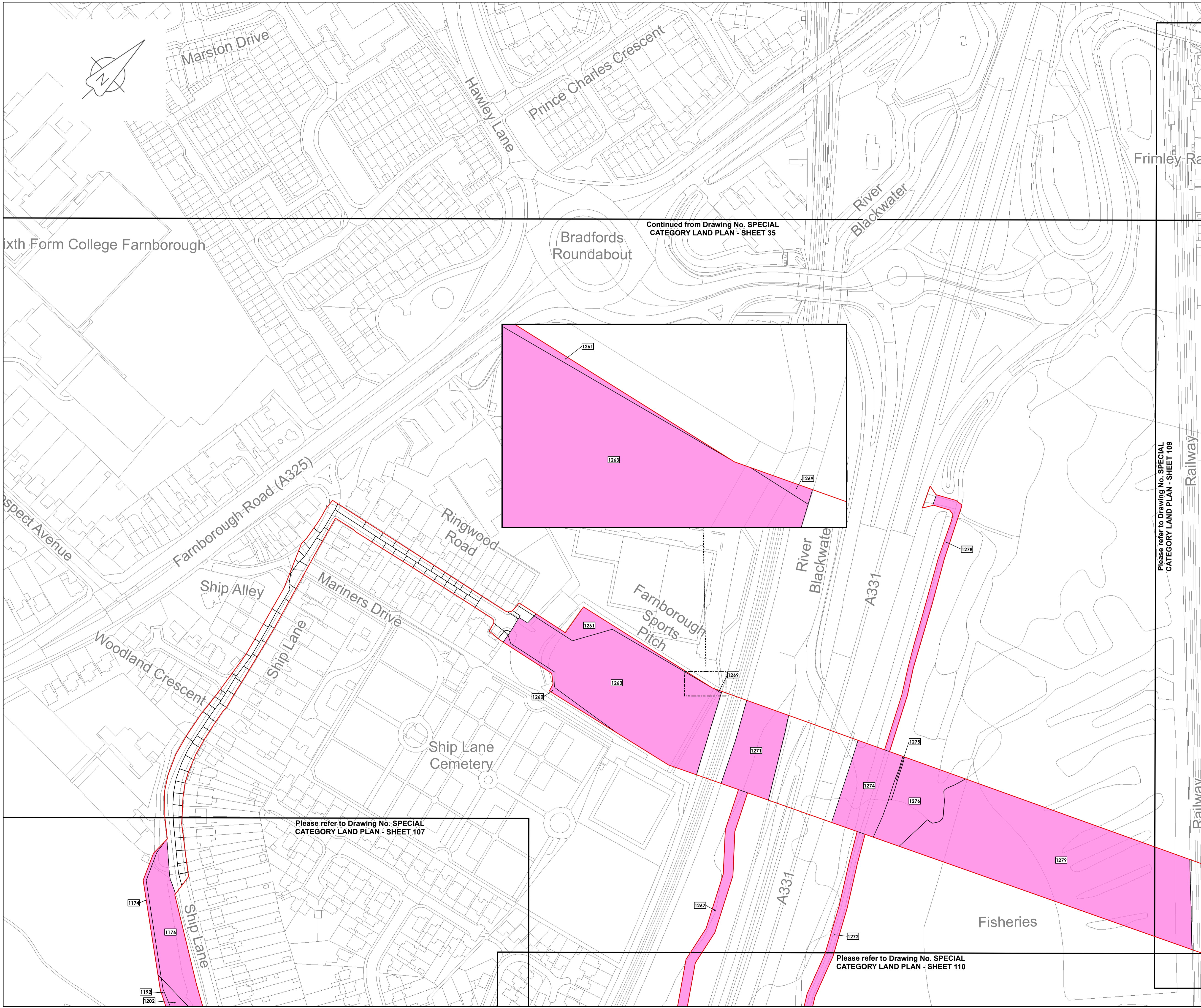
FG No. SLP-2019-03-MT-BOR

Client No. 105124-001

Drawing Number

SPECIAL CATEGORY LAND PLAN - SHEET 107

C02



Continued from Drawing No. SPECIAL
CATEGORY LAND PLAN - SHEET 35

Sixth Form College Farnborough

Bradford's
Roundabout

Frimley Railway

Woodland Avenue

Farnborough Road (A325)

Ringwood Road

River Blackwater

A331

Please refer to Drawing No. SPECIAL
CATEGORY LAND PLAN - SHEET 109

Railway

Ship Alley

Mariners Drive

Farnborough
Sports Pitch

Woodland Crescent

Ship Lane

Ship Lane
Cemetery

A331

Fisheries

Railway

Please refer to Drawing No. SPECIAL
CATEGORY LAND PLAN - SHEET 107

Please refer to Drawing No. SPECIAL
CATEGORY LAND PLAN - SHEET 110



LOCATION PLAN
SCALE 1:500,000

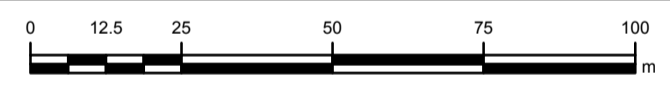
Legend

- Order Limits
- Special Category Land
- 1494 Book of Reference plot label

© Crown copyright and database rights 2019
Ordnance Survey License Number AL10006237



THIS DRAWING IS PROTECTED BY COPYRIGHT. IT MAY NOT BE REPRODUCED
IN ANY FORM OR BY ANY MEANS FOR ANY PURPOSE WITHOUT WRITTEN
PERMISSION OF FISHER GERMAN LLP CHARTERED SURVEYORS



C02	23-08-19	SHEETS 10 AND 11 REVISED TO WITHDRAW A20 SUB-OPTION	RW	MT	IL	AW
C01	10-05-19	ISSUED	RW	MT	IL	AW
Rev	Rev. Date	Purpose of revision	Drawn	Check	Rev'd	Apprv'd



The Estates Office, Norman Court
Ashby de la Zouch, Leicestershire, LE65 2UZ
0845 437 0383
slproject@fishergerman.co.uk

Client
Esso Petroleum Company, Limited
Ermyn House,
Ermyn Way,
Leatherhead,
Surrey,
KT22 8UX

Project
 Southampton to London Pipeline Project

Drawing title
**SPECIAL CATEGORY LAND PLAN
SHEET 108
REGULATION 5(2)(i)**

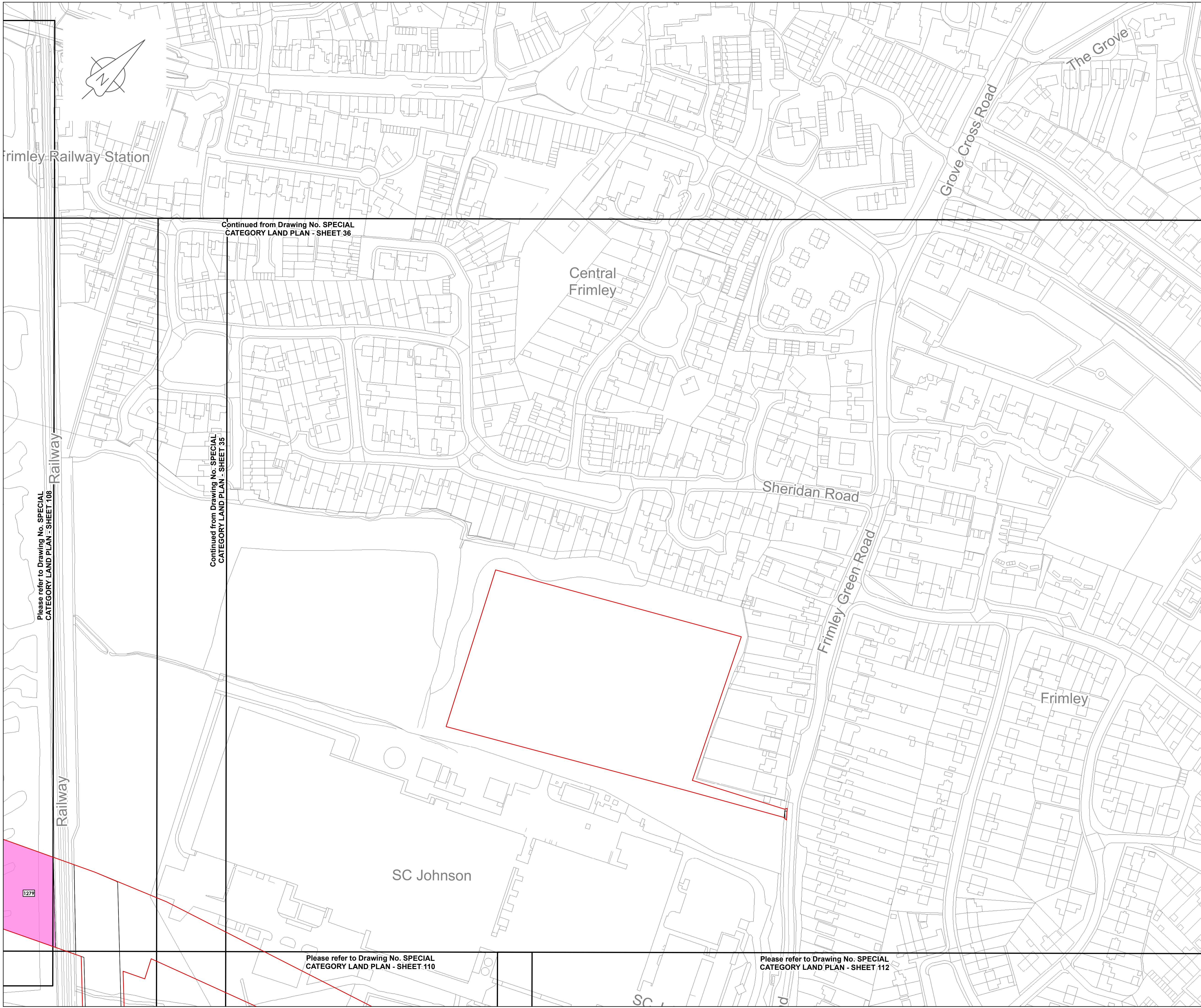
Application Number: EN070005

Drawing status - FINAL FOR ISSUE

Scale 1:1,250 @A1
FG No. SLP-2019-03-MT-BOR
Client No. 105124-001
Drawing Number
SPECIAL CATEGORY LAND PLAN - SHEET 108

Rev

C02



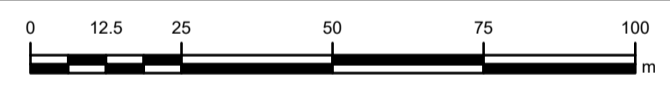
LOCATION PLAN
SCALE 1:500,000

- Legend**
- Order Limits
 - Special Category Land
 - 1279 Book of Reference plot label

© Crown copyright and database rights 2019
Ordnance Survey License Number AL10006237



THIS DRAWING IS PROTECTED BY COPYRIGHT. IT MAY NOT BE REPRODUCED IN ANY FORM OR BY ANY MEANS FOR ANY PURPOSE WITHOUT WRITTEN PERMISSION OF FISHER GERMAN LLP CHARTERED SURVEYORS



C02	23-08-19	SHEETS 10 AND 11 REVISED TO WITHDRAW A2b SUB-OPTION	RW	MT	IL	AW
C01	10-05-19	ISSUED	RW	MT	IL	AW
Rev	Rev. Date	Purpose of revision	Drawn	Check	Rev'd	Apprv'd



The Estates Office, Norman Court
Ashby de la Zouch, Leicestershire, LE65 2UZ
0845 437 0383
slproject@fishergerman.co.uk

Client
Esso Petroleum Company, Limited
Ermyn House,
Ermyn Way,
Leatherhead,
Surrey,
KT22 8UX

Project
 Southampton to London Pipeline Project

Drawing title
SPECIAL CATEGORY LAND PLAN
SHEET 109
REGULATION 5(2)(i)

APPLICATION NUMBER: EN070005

Drawing status - FINAL FOR ISSUE Rev
Scale 1:1,250 @A1 **C02**
FG No. SLP-2019-03-MT-BOR
Client No. 105124-001

Drawing Number
SPECIAL CATEGORY LAND PLAN - SHEET 109

Frimley Railway Station

Please refer to Drawing No. SPECIAL CATEGORY LAND PLAN - SHEET 108

Railway

Continued from Drawing No. SPECIAL CATEGORY LAND PLAN - SHEET 36

Continued from Drawing No. SPECIAL CATEGORY LAND PLAN - SHEET 35

Please refer to Drawing No. SPECIAL CATEGORY LAND PLAN - SHEET 110

Please refer to Drawing No. SPECIAL CATEGORY LAND PLAN - SHEET 112

SC Johnson

Central Frimley

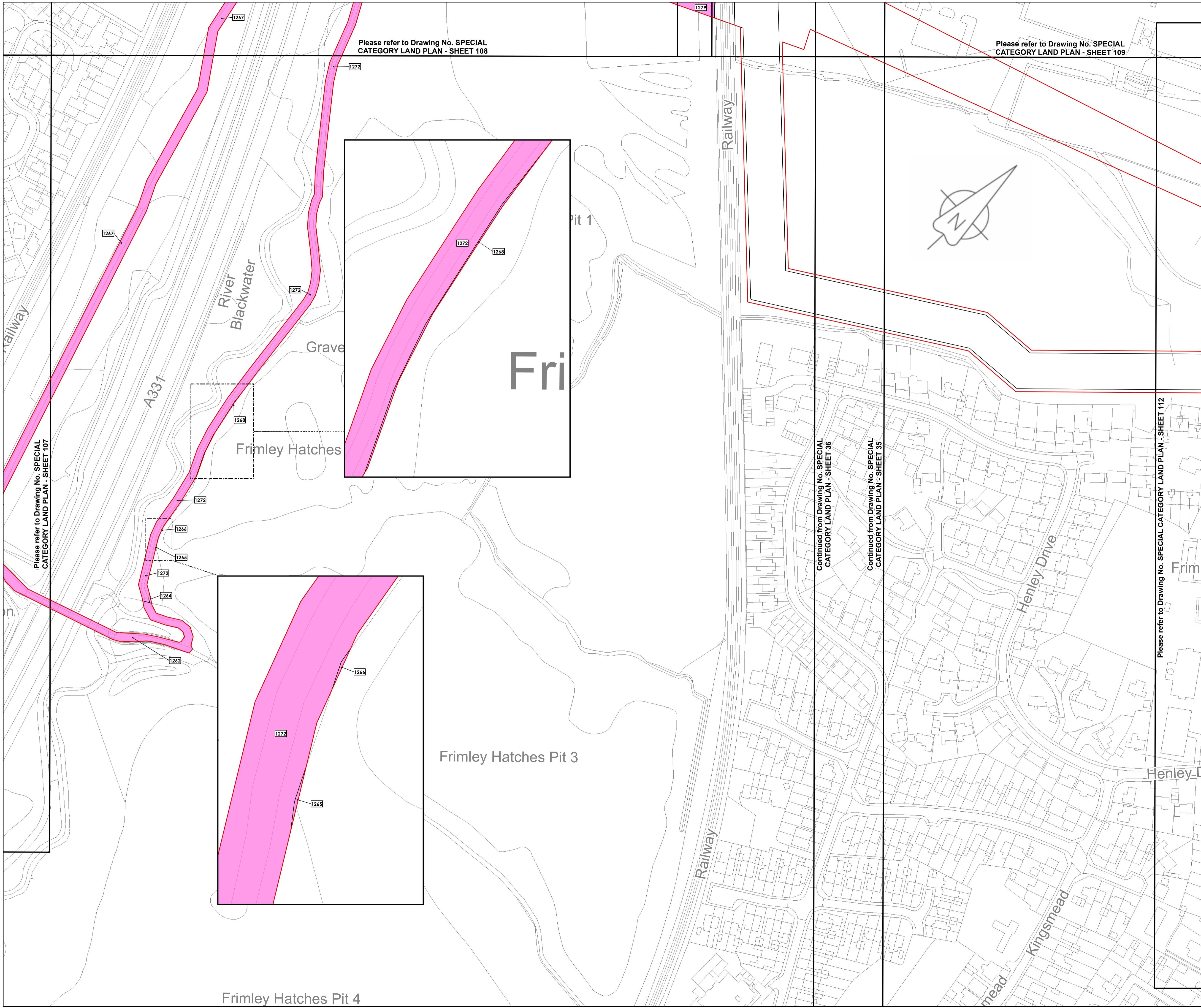
Frimley

Sheridan Road

Frimley Green Road

Grove Cross Road

The Grove



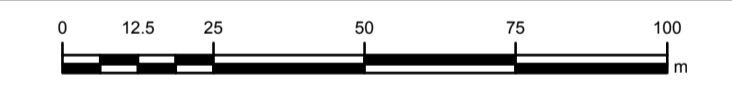
LOCATION PLAN
SCALE 1:500,000

- Legend**
- Order Limits
 - Special Category Land
 - 1494 Book of Reference plot label

© Crown copyright and database rights 2019
Ordnance Survey License Number AL10006237



THIS DRAWING IS PROTECTED BY COPYRIGHT. IT MAY NOT BE REPRODUCED IN ANY FORM OR BY ANY MEANS FOR ANY PURPOSE WITHOUT WRITTEN PERMISSION OF FISHER GERMAN LLP CHARTERED SURVEYORS



C02	23-08-19	SHEETS 10 AND 11 REVISED TO WITHDRAW A20 SUB-OPTION	RW	MT	IL	AW
C01	10-05-19	ISSUED	RW	MT	IL	AW
Rev	Rev. Date	Purpose of revision	Drawn	Check	Rev'd	Apprv'd



The Estates Office, Norman Court
Ashby de la Zouch, Leicestershire, LE65 2UZ
0845 437 0383
slproject@fisherman.co.uk

Client
Esso Petroleum Company, Limited
Erryn House,
Erryn Way,
Leatherhead,
Surrey,
KT22 8UX

Project
 Southampton to London Pipeline Project

Drawing title
SPECIAL CATEGORY LAND PLAN SHEET 110 REGULATION 5(2)(i)

Application Number: EN070005

Drawing status - FINAL FOR ISSUE

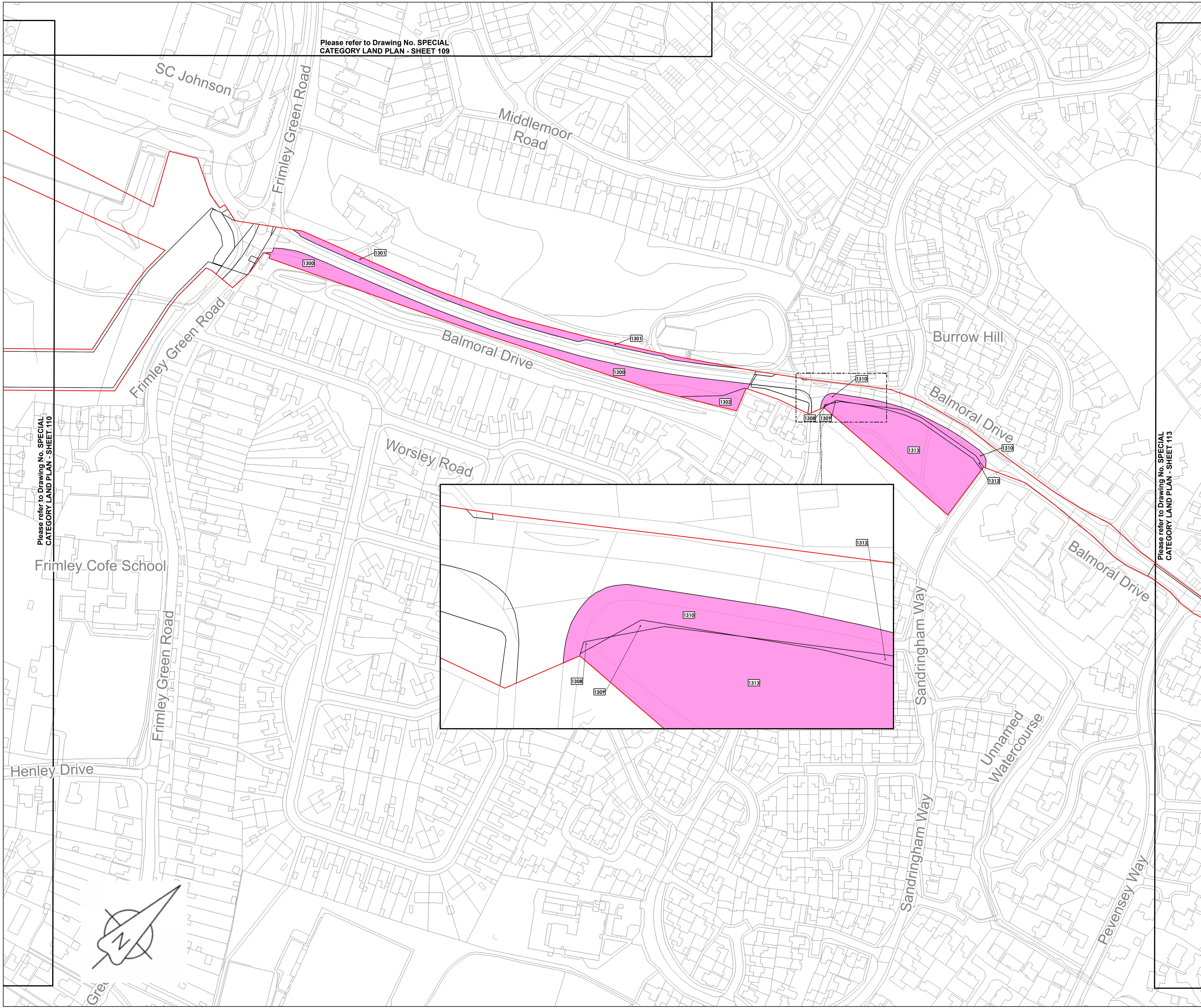
Scale 1:1,250 @A1

FG No. SLP-2019-03-MT-BOR

Client No. 105124-001

Drawing Number
SPECIAL CATEGORY LAND PLAN - SHEET 110

C02



Please refer to Drawing No. SPECIAL CATEGORY LAND PLAN - SHEET 109

Please refer to Drawing No. SPECIAL CATEGORY LAND PLAN - SHEET 110


Please refer to Drawing No. SPECIAL CATEGORY LAND PLAN - SHEET 113



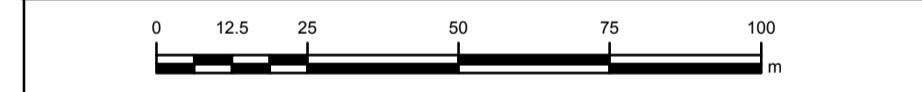
LOCATION PLAN
SCALE 1:500,000

- Legend**
- Order Limits
 - Special Category Land
 - 1494 Book of Reference plot label

© Crown copyright and database rights 2019
Ordnance Survey License Number AL100006237



THIS DRAWING IS PROTECTED BY COPYRIGHT. IT MAY NOT BE REPRODUCED IN ANY FORM OR BY ANY MEANS FOR ANY PURPOSE WITHOUT WRITTEN PERMISSION OF FISHER GERMAN LLP CHARTERED SURVEYORS



C02	23-08-19	SHEETS 10 AND 11 REVISED TO WITHDRAW A2b SUB-OPTION	RW	MT	IL	AW
C01	10-05-19	ISSUED	RW	MT	IL	AW
Rev	Rev. Date	Purpose of revision	Drawn	Check	Rev'd	Apprv'd



The Estates Office, Norman Court
Ashby de la Zouch, Leicestershire, LE65 2UZ
0845 437 0383
slpproject@fishergerman.co.uk

Client
Esso Petroleum Company, Limited
Errymn House,
Errymn Way,
Leatherhead,
Surrey,
KT22 8UX



Southampton to London Pipeline Project

Drawing title
SPECIAL CATEGORY LAND PLAN SHEET 112 REGULATION 5(2)(i)

APPLICATION NUMBER: EN070005

Drawing status - FINAL FOR ISSUE

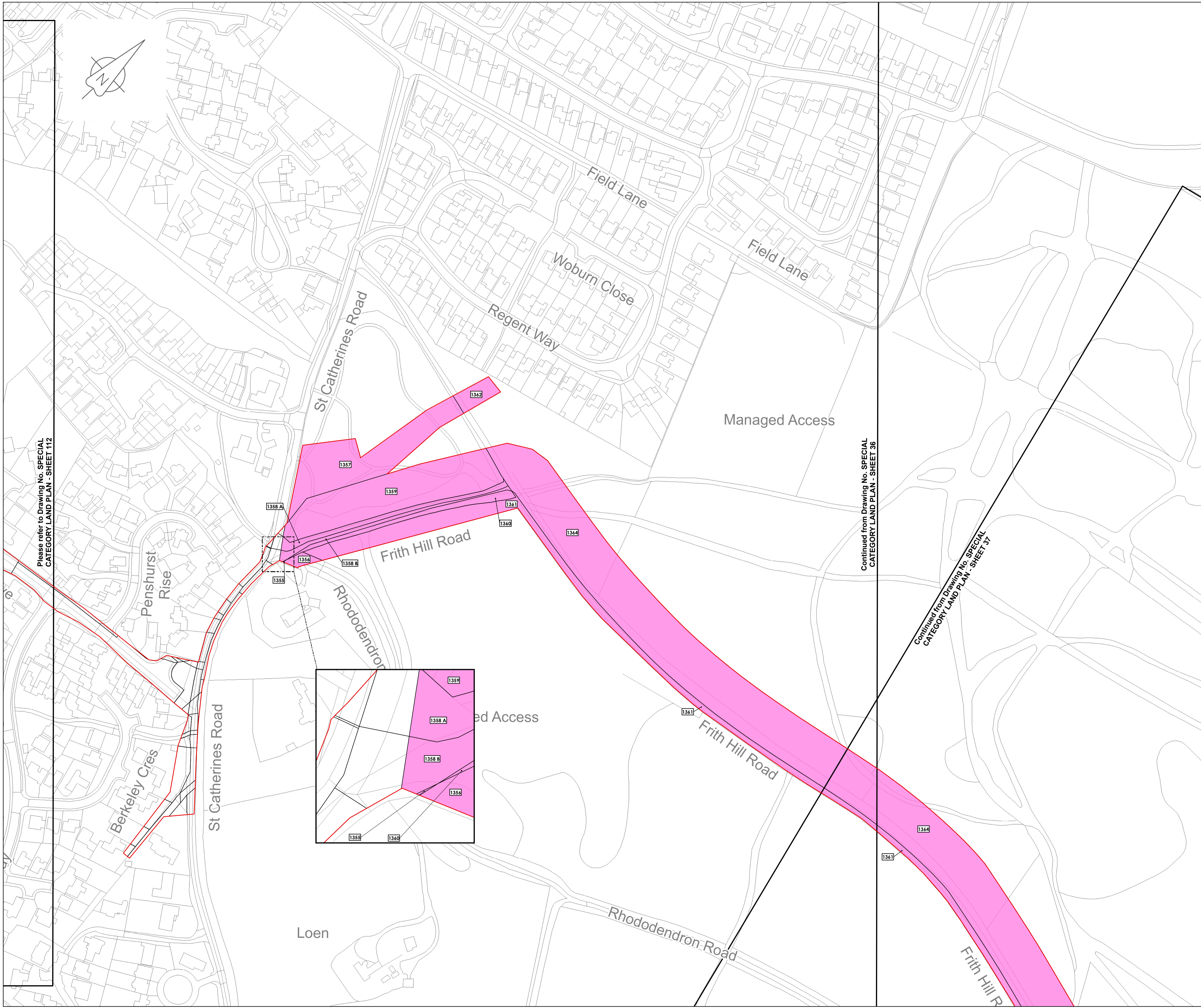
Scale 1:1,250 @A1

FG No. SLP-2019-03-MT-BOR

Client No. 105124-001

Drawing Number
SPECIAL CATEGORY LAND PLAN - SHEET 112

C02



Please refer to Drawing No. SPECIAL CATEGORY LAND PLAN - SHEET 112

Continued from Drawing No. SPECIAL CATEGORY LAND PLAN - SHEET 36

Continued from Drawing No. SPECIAL CATEGORY LAND PLAN - SHEET 37



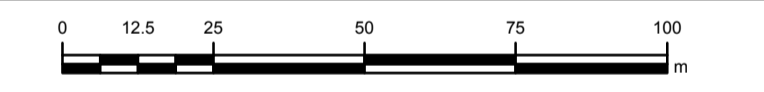
LOCATION PLAN
SCALE 1:500,000

- Legend**
- Order Limits
 - Special Category Land
 - 1494 Book of Reference plot label

© Crown copyright and database rights 2019
Ordnance Survey License Number AL100006237



THIS DRAWING IS PROTECTED BY COPYRIGHT. IT MAY NOT BE REPRODUCED IN ANY FORM OR BY ANY MEANS FOR ANY PURPOSE WITHOUT WRITTEN PERMISSION OF FISHER GERMAN LLP CHARTERED SURVEYORS



C02	23-08-19	SHEETS 10 AND 11 REVISED TO WITHDRAW A20 SUB-OPTION	RW	MT	IL	AW
C01	10-05-19	ISSUED	RW	MT	IL	AW
Rev	Rev. Date	Purpose of revision	Drawn	Check	Rev'd	Apprv'd



The Estates Office, Norman Court
Ashby de la Zouch, Leicestershire, LE65 2UZ
0845 437 0383
<https://www.fishergerman.co.uk>
ashby@fishergerman.co.uk

Client
Esso Petroleum Company, Limited
Errmy House,
Errmy Way,
Leatherhead,
Surrey,
KT22 8UX

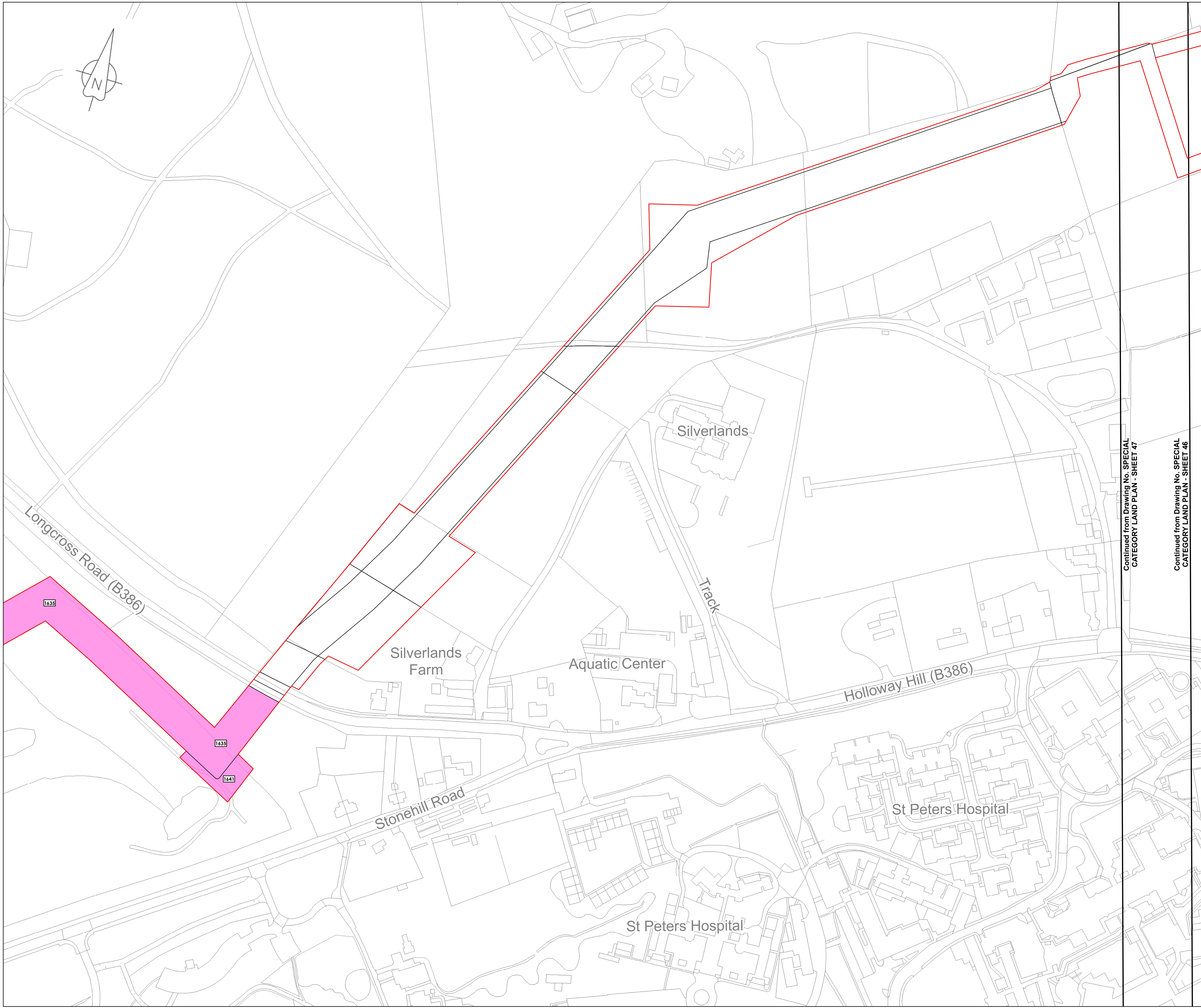


Drawing title
SPECIAL CATEGORY LAND PLAN
SHEET 113
REGULATION 5(2)(i)

APPLICATION NUMBER: EN070005

Drawing status - FINAL FOR ISSUE	Rev	C02
Scale 1:1,250 @A1		
FG No. SLP-2019-03-MT-BOR		
Client No. 105124-001		


Drawing Number
SPECIAL CATEGORY LAND PLAN - SHEET 113



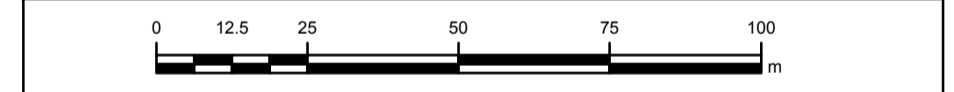
LOCATION PLAN
SCALE 1:500,000

- Legend**
- Order Limits
 - Special Category Land
 - 1494 Book of Reference plot label

© Crown copyright and database rights 2019
Ordnance Survey License Number AL100006237



THIS DRAWING IS PROTECTED BY COPYRIGHT. IT MAY NOT BE REPRODUCED IN ANY FORM OR BY ANY MEANS FOR ANY PURPOSE WITHOUT WRITTEN PERMISSION OF FISHER GERMAN LLP CHARTERED SURVEYORS



C02	23-08-19	SHEETS 10 AND 11 REVISED TO WITHDRAW A20 SUB-OPTION	RW	MT	IL	AW
C01	10-05-19	ISSUED	RW	MT	IL	AW
Rev	Rev. Date	Purpose of revision	Drawn	Check	Rev'd	Apprv'd



The Estates Office, Norman Court
Ashby de la Zouch, Leicestershire, LE65 2UZ
0845 437 0383
slpproject@fishergerman.co.uk

Client
Esso Petroleum Company, Limited
Errymn House,
Errymn Way,
Leatherhead,
Surrey,
KT22 8UX



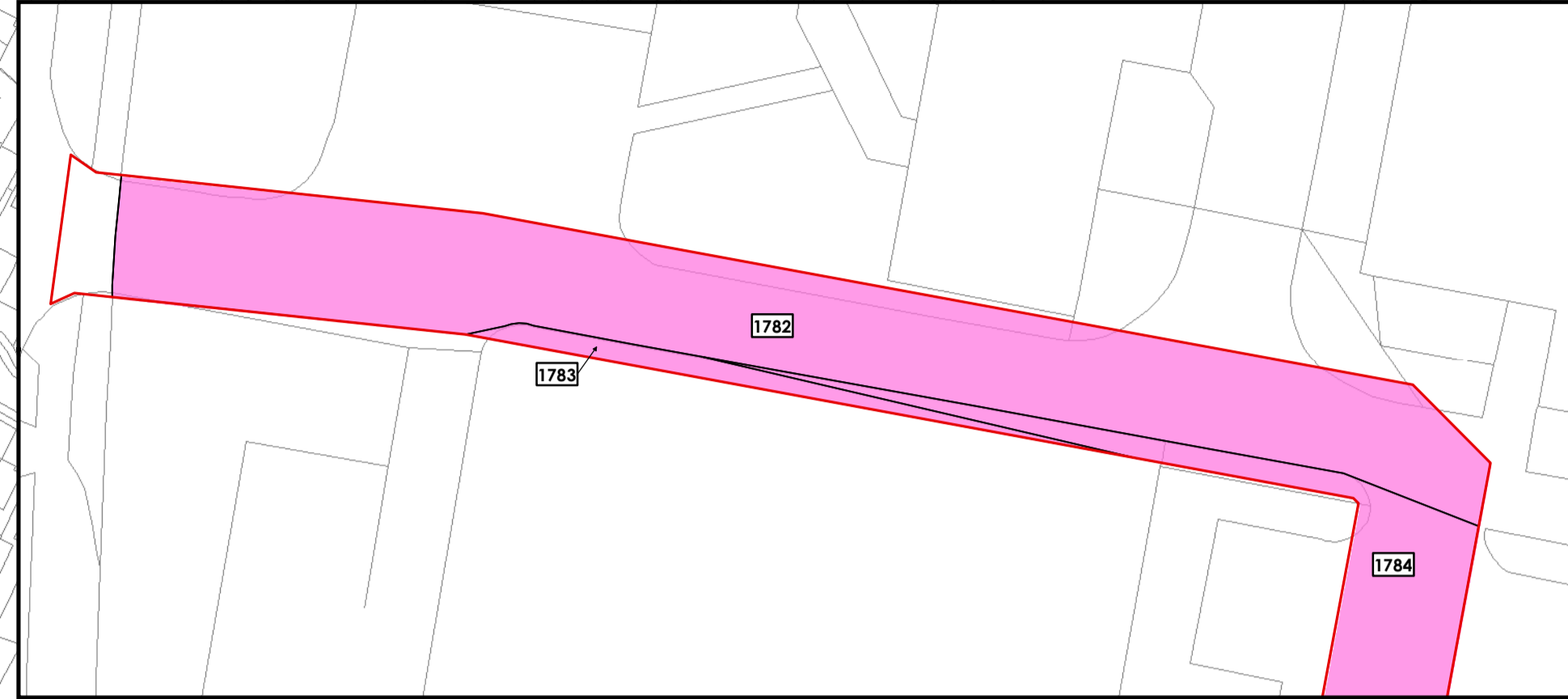
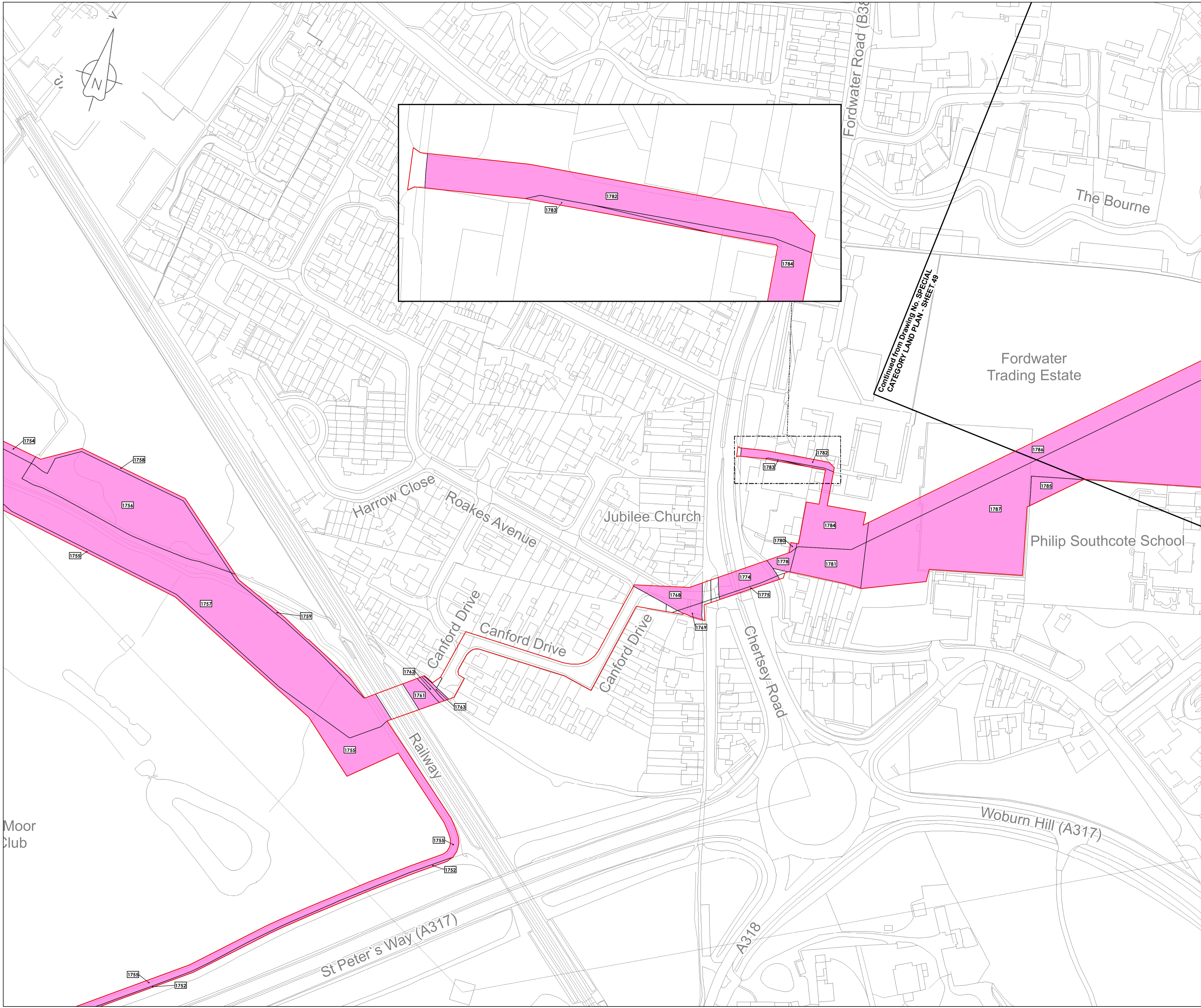
Southampton to London
Pipeline Project

Drawing title
**SPECIAL CATEGORY LAND PLAN
SHEET 115
REGULATION 5(2)(i)**

Application Number: EN070005
Drawing status - FINAL FOR ISSUE
Scale 1:1,250 @A1
FG No. SLP-2019-03-MT-BOR
Client No. 105124-001
Drawing Number
SPECIAL CATEGORY LAND PLAN - SHEET 115

Continued from Drawing No. SPECIAL CATEGORY LAND PLAN - SHEET 47

Continued from Drawing No. SPECIAL CATEGORY LAND PLAN - SHEET 46



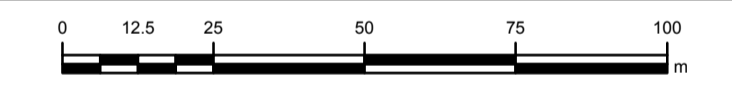
LOCATION PLAN
SCALE 1:500,000

- Legend**
- Order Limits
 - Special Category Land
 - 1494 Book of Reference plot label

© Crown copyright and database rights 2019
Ordnance Survey License Number AL10006237



THIS DRAWING IS PROTECTED BY COPYRIGHT. IT MAY NOT BE REPRODUCED IN ANY FORM OR BY ANY MEANS FOR ANY PURPOSE WITHOUT WRITTEN PERMISSION OF FISHER GERMAN LLP CHARTERED SURVEYORS



C02	23-08-19	SHEETS 10 AND 11 REVISED TO WITHDRAW A20 SUB-OPTION	RW	MT	IL	AW
C01	10-05-19	ISSUED	RW	MT	IL	AW
Rev	Rev. Date	Purpose of revision	Drawn	Check	Rev'd	Apprv'd



The Estates Office, Norman Court
Ashby de la Zouch, Leicestershire, LE65 2UZ
0845 437 0383
slproject@fishergerman.co.uk

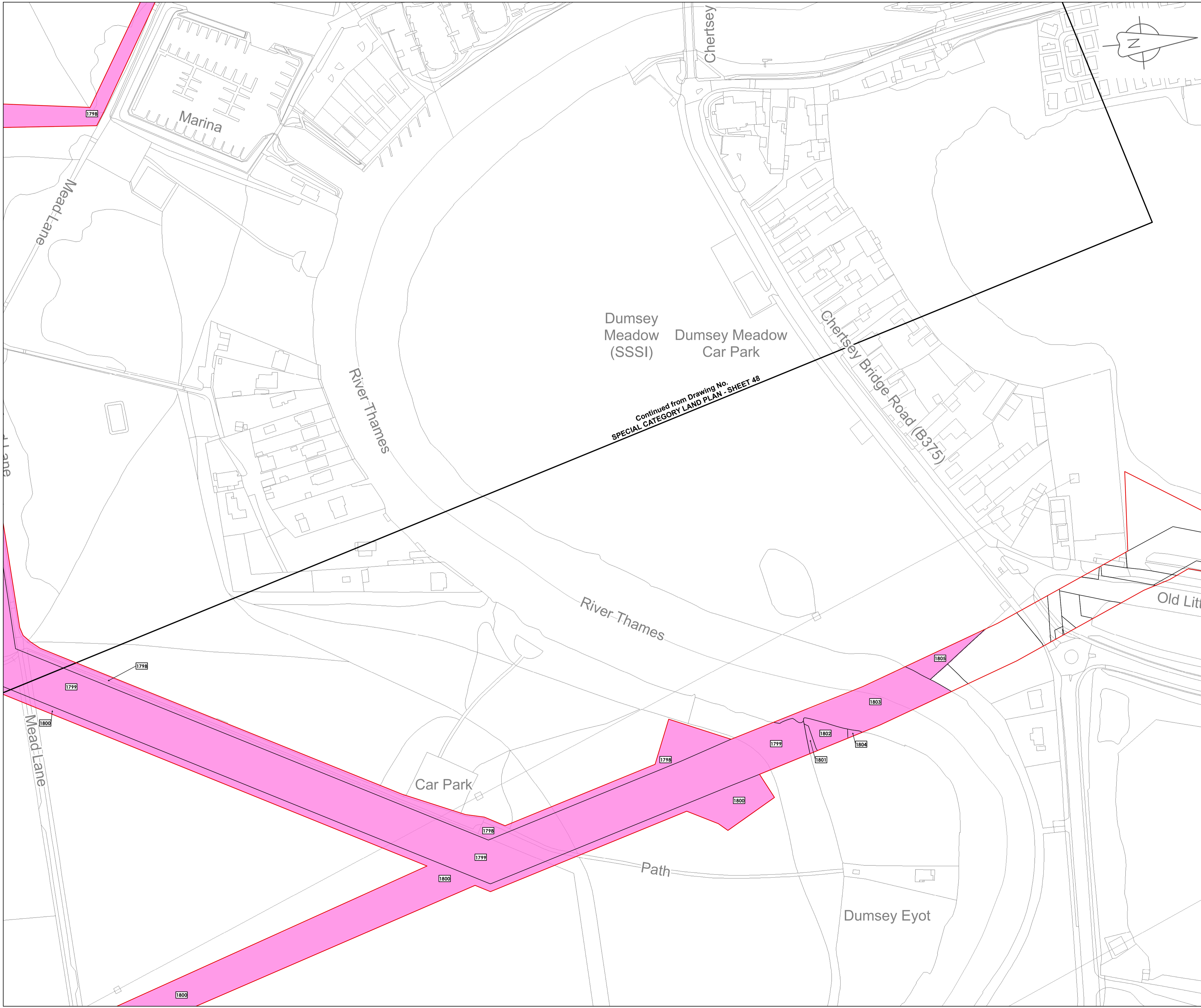
Client
Esso Petroleum Company, Limited
Errmyr House,
Errmyr Way,
Leatherhead,
Surrey,
KT22 8UX

Project
 Southampton to London Pipeline Project

Drawing title
**SPECIAL CATEGORY LAND PLAN
SHEET 116
REGULATION 5(2)(i)**

APPLICATION NUMBER: EN070005

Drawing status - FINAL FOR ISSUE	Rev
Scale 1:1,250 @A1	C02
FG No. SLP-2019-03-MT-BOR	
Client No. 105124-001	
Drawing Number	
SPECIAL CATEGORY LAND PLAN - SHEET 116	



Continued from Drawing No.
SPECIAL CATEGORY LAND PLAN - SHEET 48



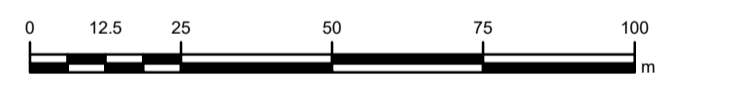
LOCATION PLAN
SCALE 1:500,000

- Legend**
- Order Limits
 - Special Category Land
 - 1494 Book of Reference plot label

© Crown copyright and database rights 2019
Ordnance Survey License Number AL100005237



THIS DRAWING IS PROTECTED BY COPYRIGHT. IT MAY NOT BE REPRODUCED IN ANY FORM OR BY ANY MEANS FOR ANY PURPOSE WITHOUT WRITTEN PERMISSION OF FISHER GERMAN LLP CHARTERED SURVEYORS



C02	23-08-19	SHEETS 10 AND 11 REVISED TO WITHDRAW A2b SUB-OPTION	RW	MT	IL	AW
C01	10-05-19	ISSUED	RW	MT	IL	AW
Rev	Rev. Date	Purpose of revision	Drawn	Check	Rev'd	Appr'd



The Estates Office, Norman Court
Ashby de la Zouch, Leicestershire, LE65 2UZ
0845 437 0383
slproject@fisherman.co.uk

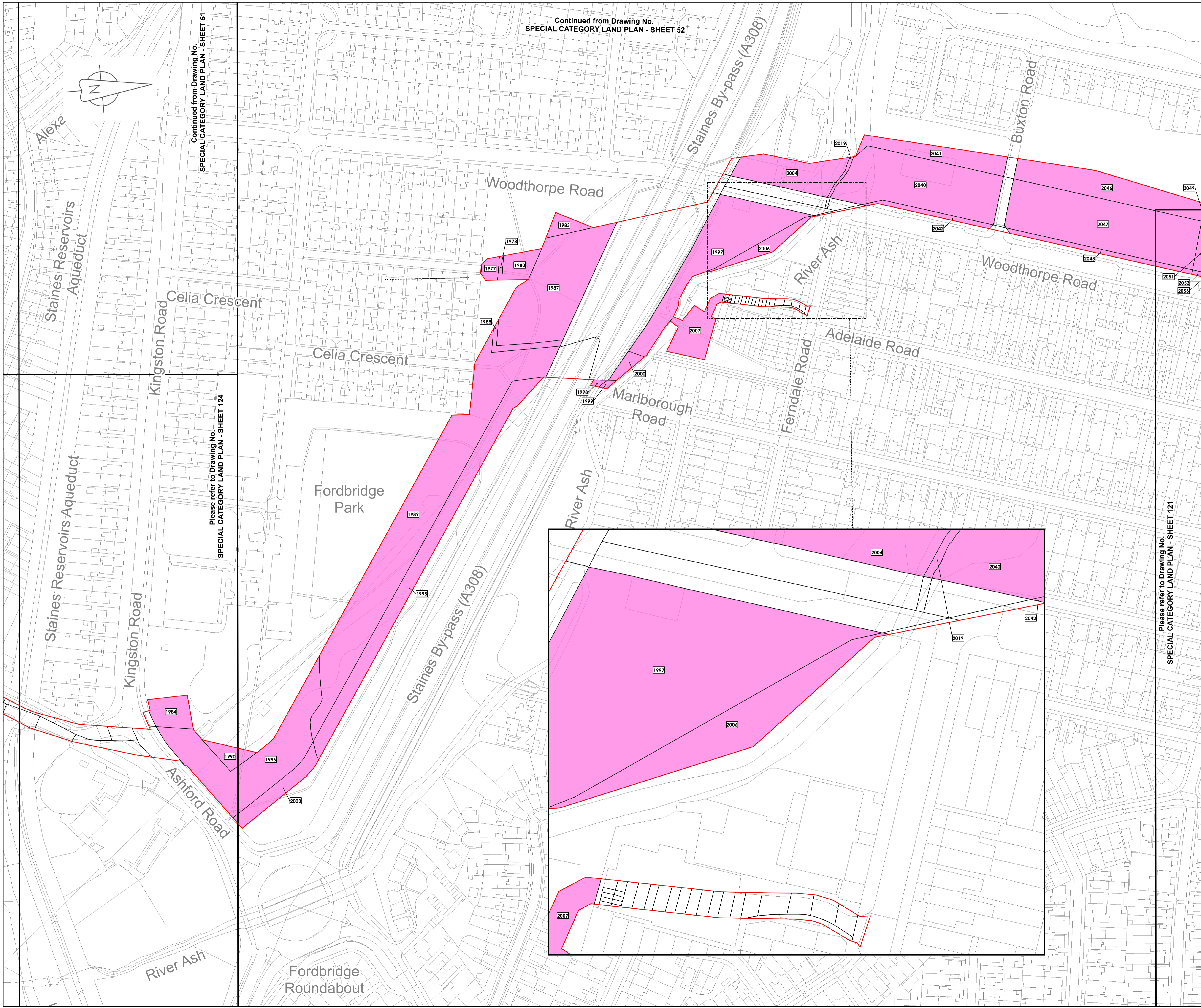
Client
Esso Petroleum Company, Limited
Ermyn House,
Ermyn Way,
Leatherhead,
Surrey,
KT22 8UX

Project
 Southampton to London Pipeline Project

Drawing title
**SPECIAL CATEGORY LAND PLAN
SHEET 117
REGULATION 5(2)(i)**

Application Number: EN070005
Drawing status - FINAL FOR ISSUE
Scale 1:1,250 @A1
FG No. SLP-2019-03-MT-BOR
Client No. 105124-001
Drawing Number
SPECIAL CATEGORY LAND PLAN - SHEET 117

C02



Continued from Drawing No. SPECIAL CATEGORY LAND PLAN - SHEET 52

Continued from Drawing No. SPECIAL CATEGORY LAND PLAN - SHEET 51

Please refer to Drawing No. SPECIAL CATEGORY LAND PLAN - SHEET 124

Please refer to Drawing No. SPECIAL CATEGORY LAND PLAN - SHEET 121



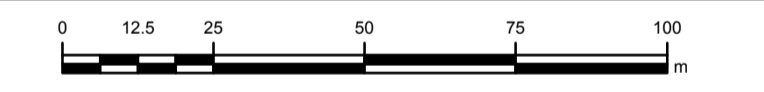
LOCATION PLAN
SCALE 1:500,000

- Legend**
- Order Limits
 - Special Category Land
 - 1494 Book of Reference plot label

© Crown copyright and database rights 2019
Ordnance Survey License Number AL10006237



THIS DRAWING IS PROTECTED BY COPYRIGHT. IT MAY NOT BE REPRODUCED IN ANY FORM OR BY ANY MEANS FOR ANY PURPOSE WITHOUT WRITTEN PERMISSION OF FISHER GERMAN LLP CHARTERED SURVEYORS



C02	23-08-19	SHEETS 10 AND 11 REVISED TO WITHDRAW A2b SUB-OPTION	RW	MT	IL	AW
C01	10-05-19	ISSUED	RW	MT	IL	AW
Rev	Rev. Date	Purpose of revision	Drawn	Check	Rev'd	Apprv'd



The Estates Office, Norman Court
Ashby de la Zouch, Leicestershire, LE65 2UZ
0845 437 0383
slproject@fishergerman.co.uk

Client
Esso Petroleum Company, Limited
Errym House,
Errym Way,
Leatherhead,
Surrey,
KT22 8UX

Project
 Southampton to London Pipeline Project

Drawing title
**SPECIAL CATEGORY LAND PLAN
SHEET 120
REGULATION 5(2)(i)**

APPLICATION NUMBER: EN070005

Drawing status - FINAL FOR ISSUE

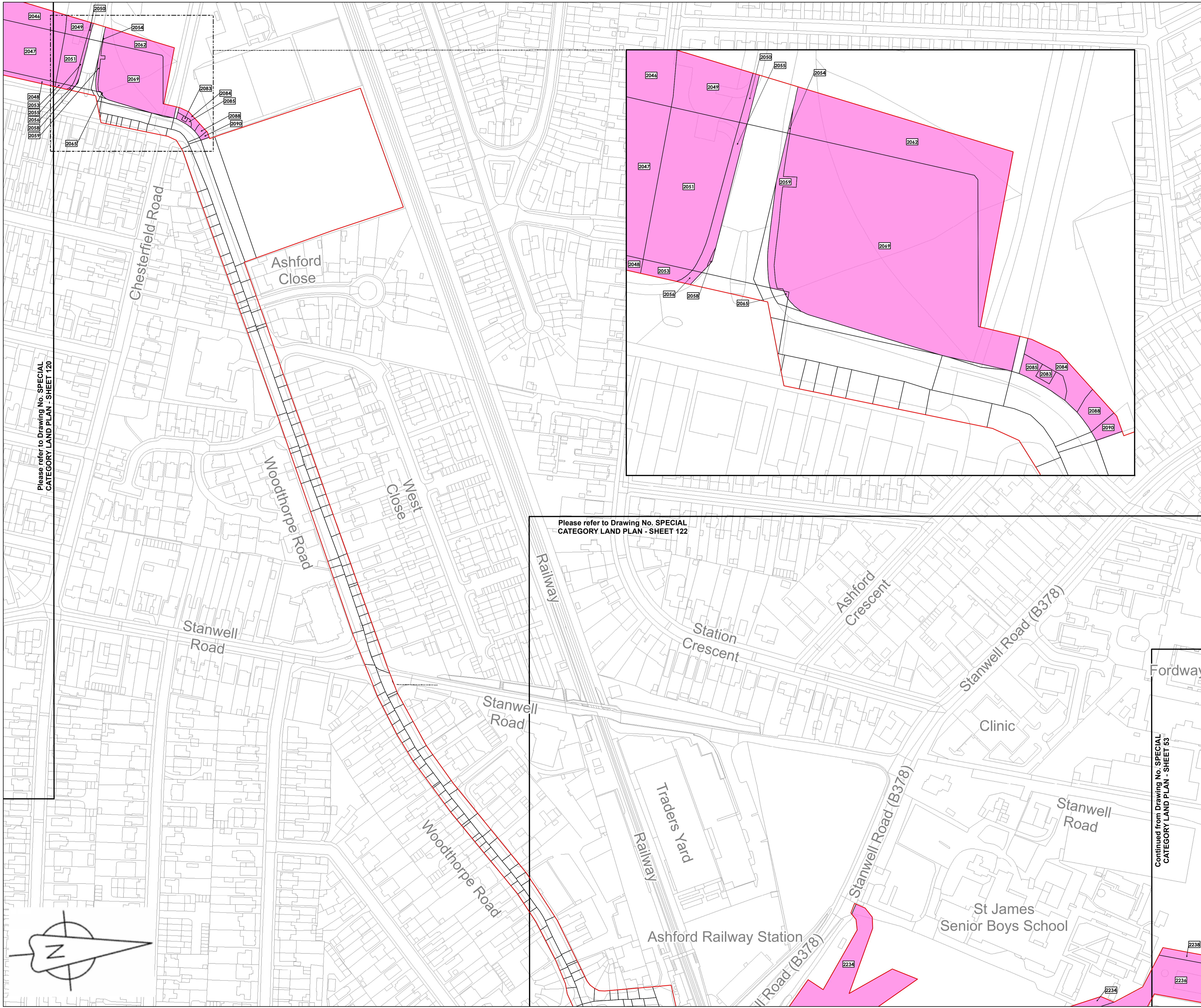
Scale 1:1,250 @A1

FG No. SLP-2019-03-MT-BOR

Client No. 105124-001

Drawing Number
SPECIAL CATEGORY LAND PLAN - SHEET 120

C02



LOCATION PLAN
SCALE 1:500,000


- Legend**
- Order Limits
 - Special Category Land
 - 1494 Book of Reference plot label

Please refer to Drawing No. SPECIAL CATEGORY LAND PLAN - SHEET 120

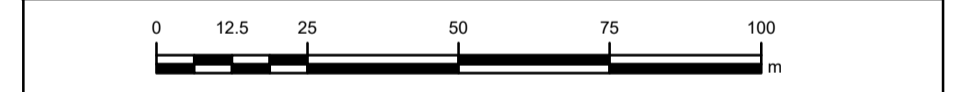
Please refer to Drawing No. SPECIAL CATEGORY LAND PLAN - SHEET 122

Continued from Drawing No. SPECIAL CATEGORY LAND PLAN - SHEET 53

© Crown copyright and database rights 2019
Ordnance Survey License Number AL100005237



THIS DRAWING IS PROTECTED BY COPYRIGHT. IT MAY NOT BE REPRODUCED IN ANY FORM OR BY ANY MEANS FOR ANY PURPOSE WITHOUT WRITTEN PERMISSION OF FISHER GERMAN LLP CHARTERED SURVEYORS



C02	23-08-19	SHEETS 10 AND 11 REVISED TO WITHDRAW A2b SUB-OPTION	RW	MT	IL	AW
C01	10-05-19	ISSUED	RW	MT	IL	AW
Rev	Rev. Date	Purpose of revision	Drawn	Check	Rev'd	Apprv'd




The Estates Office, Norman Court
Ashby de la Zouch, Leicestershire, LE65 2UZ
0845 437 0383
slproject@fishergerman.co.uk

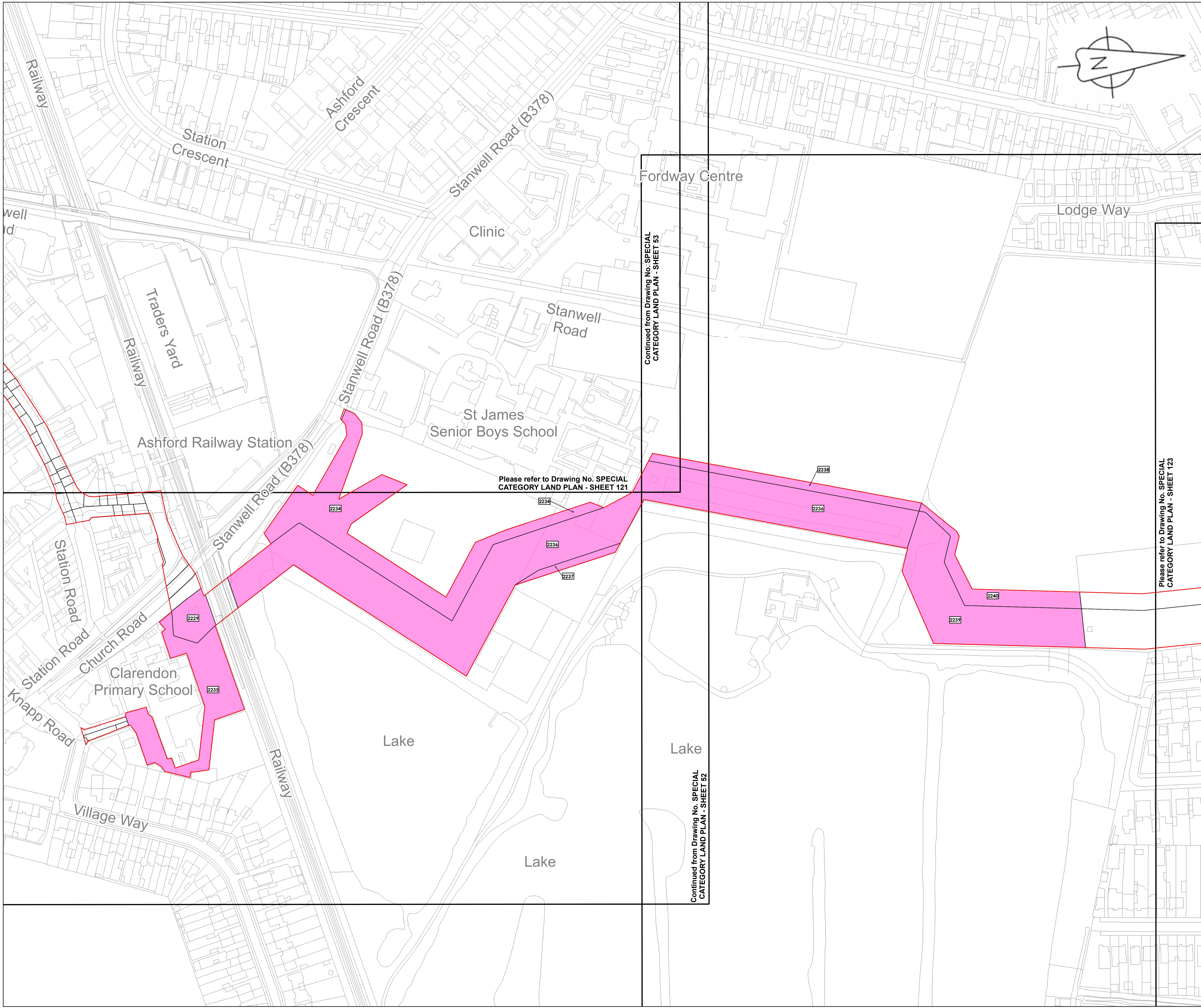
Client
Esso Petroleum Company, Limited
Ermyn House,
Ermyn Way,
Leatherhead,
Surrey,
KT22 8UX



Southampton to London Pipeline Project

Drawing title SPECIAL CATEGORY LAND PLAN SHEET 121 REGULATION 5(2)(i)		
Application number: EN070005		
Drawing status - FINAL FOR ISSUE		Rev
Scale 1:1,250 @A1		C02
FG No. SLP-2019-03-MT-BOR		
Client No. 105124-001		
Drawing Number		
SPECIAL CATEGORY LAND PLAN - SHEET 121		





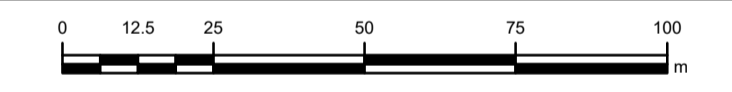
LOCATION PLAN
SCALE 1:500,000

- Legend**
- Order Limits
 - Special Category Land
 - 1494 Book of Reference plot label

© Crown copyright and database rights 2019
Ordnance Survey License Number AL10006237



THIS DRAWING IS PROTECTED BY COPYRIGHT. IT MAY NOT BE REPRODUCED IN ANY FORM OR BY ANY MEANS FOR ANY PURPOSE WITHOUT WRITTEN PERMISSION OF FISHER GERMAN LLP CHARTERED SURVEYORS



C02	23-08-19	SHEETS 10 AND 11 REVISED TO WITHDRAW A2b SUB-OPTION	RW	MT	IL	AW
C01	10-05-19	ISSUED	RW	MT	IL	AW
Rev	Rev. Date	Purpose of revision	Drawn	Check	Rev'd	Apprv'd



The Estates Office, Norman Court
Ashby de la Zouch, Leicestershire, LE65 2UZ
0845 437 0383
slpproject@fishergerman.co.uk

Client
Esso Petroleum Company, Limited
Ermyn House,
Ermyn Way,
Leatherhead,
Surrey,
KT22 8UX

Project
 Southampton to London Pipeline Project

Drawing title
SPECIAL CATEGORY LAND PLAN
SHEET 122
REGULATION 5(2)(i)

APPLICATION NUMBER: EN070005

Drawing status - FINAL FOR ISSUE

Scale 1:1,250 @A1

FG No. SLP-2019-03-MT-BOR

Client No. 105124-001

Drawing Number
SPECIAL CATEGORY LAND PLAN - SHEET 122

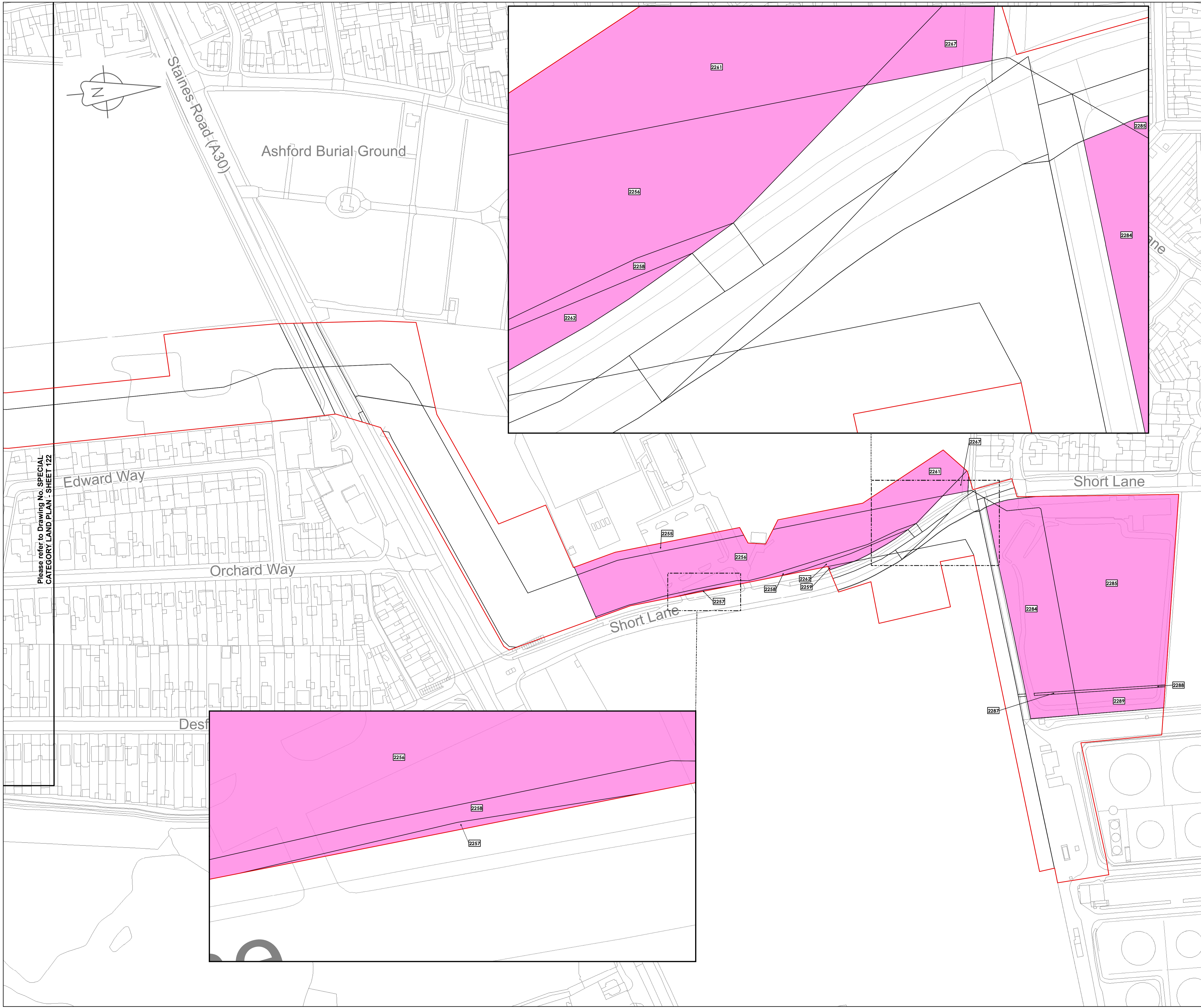
C02

Continued from Drawing No. SPECIAL CATEGORY LAND PLAN - SHEET 53

Continued from Drawing No. SPECIAL CATEGORY LAND PLAN - SHEET 52

Please refer to Drawing No. SPECIAL CATEGORY LAND PLAN - SHEET 123

Please refer to Drawing No. SPECIAL CATEGORY LAND PLAN - SHEET 121



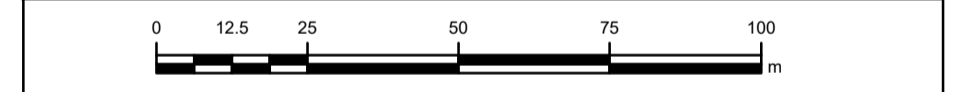
LOCATION PLAN
SCALE 1:500,000

- Legend**
- Order Limits
 - Special Category Land
 - 1494 Book of Reference plot label

© Crown copyright and database rights 2019
Ordnance Survey License Number AL10006237



THIS DRAWING IS PROTECTED BY COPYRIGHT. IT MAY NOT BE REPRODUCED IN ANY FORM OR BY ANY MEANS FOR ANY PURPOSE WITHOUT WRITTEN PERMISSION OF FISHER GERMAN LLP CHARTERED SURVEYORS



C02	23-08-19	SHEETS 10 AND 11 REVISED TO WITHDRAW A2b SUB-OPTION	RW	MT	IL	AW
C01	10-05-19	ISSUED	RW	MT	IL	AW
Rev	Rev. Date	Purpose of revision	Drawn	Check	Rev'd	Apprv'd

The Estates Office, Norman Court
Ashby de la Zouche, Leicestershire, LE65 2UZ
0845 437 0383
slpproject@fishergerman.co.uk

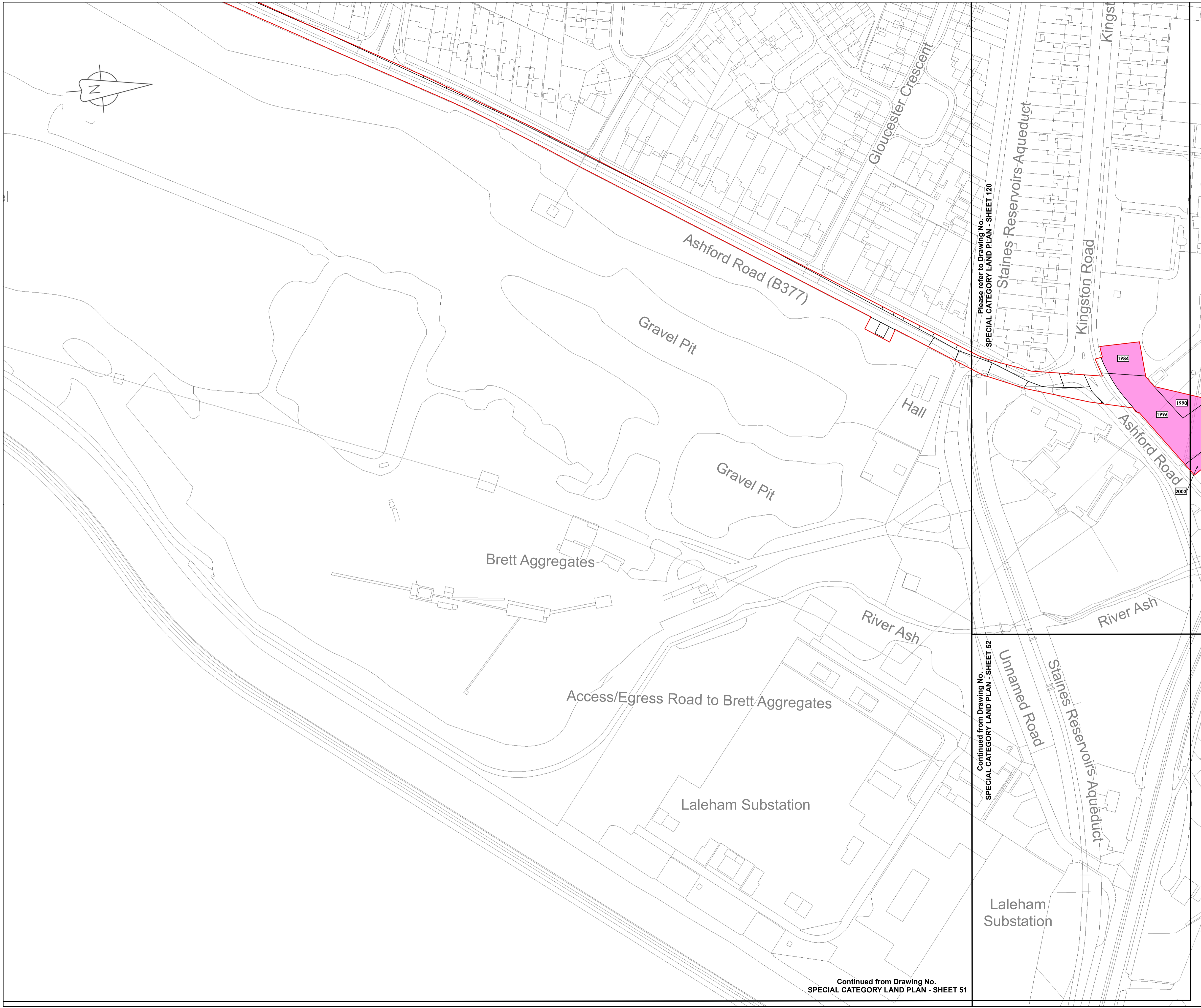
Client
Esso Petroleum Company, Limited
Errmy House,
Errmy Way,
Leatherhead,
Surrey,
KT22 8UX

Southampton to London Pipeline Project

Drawing title
SPECIAL CATEGORY LAND PLAN SHEET 123 REGULATION 5(2)(I)
APPLICATION NUMBER: EN070005
Drawing status - FINAL FOR ISSUE
Scale 1:1,250 @A1
FG No. SLP-2019-03-MT-BOR
Client No. 105124-001
Drawing Number
SPECIAL CATEGORY LAND PLAN - SHEET 123

Please refer to Drawing No. SPECIAL CATEGORY LAND PLAN - SHEET 122

C02



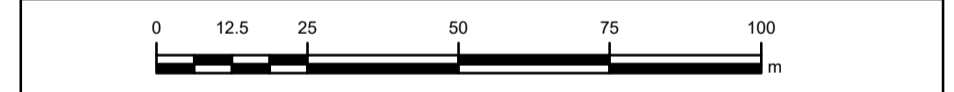
LOCATION PLAN
SCALE 1:500,000

- Legend**
- Order Limits
 - Special Category Land
 - 1494 Book of Reference plot label

© Crown copyright and database rights 2019
Ordnance Survey License Number AL10006237

 Data

THIS DRAWING IS PROTECTED BY COPYRIGHT. IT MAY NOT BE REPRODUCED IN ANY FORM OR BY ANY MEANS FOR ANY PURPOSE WITHOUT WRITTEN PERMISSION OF FISHER GERMAN LLP CHARTERED SURVEYORS



C02	23-08-19	SHEETS 10 AND 11 REVISED TO WITHDRAW A2b SUB-OPTION	RW	MT	IL	AW
C01	10-05-19	ISSUED	RW	MT	IL	AW
Rev	Rev. Date	Purpose of revision	Drawn	Check	Rev'd	Apprv'd

 **FISHER GERMAN**

The Estates Office, Norman Court
Ashby de la Zouch, Leicestershire, LE65 2UZ
0845 437 0383
slpproject@fishergerman.co.uk

Client
Esso Petroleum Company, Limited
Errymn House,
Errymn Way,
Leatherhead,
Surrey,
KT22 8UX

Project
 Southampton to London Pipeline Project

Drawing title
**SPECIAL CATEGORY LAND PLAN
SHEET 124
REGULATION 5(2)(i)**

Application Number: EN070005
Drawing status - FINAL FOR ISSUE

Scale 1:1,250 @A1
FG No. SLP-2019-03-MT-BOR
Client No. 105124-001

Drawing Number
SPECIAL CATEGORY LAND PLAN - SHEET 124

Continued from Drawing No.
SPECIAL CATEGORY LAND PLAN - SHEET 51

Continued from Drawing No.
SPECIAL CATEGORY LAND PLAN - SHEET 52

Please refer to Drawing No.
SPECIAL CATEGORY LAND PLAN - SHEET 120